

2009-10 Ohio Valley Conference Men's Basketball Report

Austin Peay | Eastern Illinois | Eastern Kentucky | Jacksonville State | Morehead State | Murray State | Southeast Missouri | SIU Edwardsville | Tennessee State | Tennessee Tech | UT Martin

March 16, 2010
FOR IMMEDIATE RELEASE
Contacts: Kyle Schwartz
Phone: (615) 690-6685
Email: kschwartz@ovc.org

Ohio Valley Conference
215 Centerview Drive, Suite 115
Brentwood, Tennessee 37027
www.OVCSports.com
www.OVCSports.TV



OVC STANDINGS

(In Games Through March 15)

	CONFERENCE						OVERALL						
	W	L	Pct.	Home	Away	Streak	W	L	Pct.	Home	Away	Neutral	Streak
#\$Murray State	17	1	.944	9-0	8-1	W1	30	4	.882	15-0	11-4	4-0	W4
*Morehead State	15	3	.833	9-0	6-3	W4	23	10	.697	14-2	7-6	2-2	L1
*Austin Peay	11	7	.611	8-1	3-6	W1	17	15	.531	11-4	5-9	1-2	L1
*Eastern Illinois	11	7	.611	8-1	3-6	W6	19	12	.613	12-4	7-7	0-1	L1
*Eastern Kentucky	11	7	.611	7-2	4-5	L1	20	12	.625	15-2	4-10	1-0	L2
*Tennessee Tech	8	10	.444	6-3	2-7	W1	15	17	.469	9-5	6-11	0-1	L1
*Jacksonville State	7	11	.389	6-3	1-8	L4	11	19	.367	10-7	1-12	0-0	L6
*Tennessee State	6	12	.333	4-5	2-7	L1	9	23	.281	5-6	3-16	1-1	L2
Southeast Missouri	3	15	.167	2-7	1-8	L10	7	23	.233	4-10	2-12	1-1	L8
UT Martin	1	17	.056	1-8	0-9	L5	4	25	.138	4-9	0-16	0-0	L6
SIU Edwardsville %	-	-	-	-	-	-	5	23	.179	2-9	2-14	1-0	W1

- OVC Regular Season Champions

\$ - OVC Tournament Champions

*OVC Tournament Participant

% - SIU Edwardsville joined the OVC in July 2008. The program is reclassifying to Division I and not playing a full OVC schedule until 2011-12. They are not eligible for the OVC Championship or postseason play until 2012-13.

THIS WEEK'S SCHEDULE

2010 NCAA Division I Championship - West Region - San Jose, Calif.

Thursday, March 18 - First Round

#13 Murray State (30-4) vs. #4 Vanderbilt (24-8), 1:30 p.m. (TV: CBS)

Saturday, March 20 - Second Round

Murray State/Vanderbilt vs. #5 Butler/#12 UTEP, TBA (TV: CBS)

College Basketball Invitational

Wednesday, March 17 - First Round

College of Charleston (21-11) at Eastern Kentucky (20-12), 6:00 p.m. (OVCSports.TV)

Colorado State (16-14) at Morehead State (23-10), 8:00 p.m. (TV: HDNet)



ALL TIMES CENTRAL

LAST WEEK'S RESULTS

Tuesday, March 2

OVC Tournament First Round (campus sites)

@#2 Morehead State 87, #7 Jacksonville State 54

@#1 Murray State 84, #8 Tennessee State 51

#6 Tennessee Tech 68, @#3 Austin Peay 65

@#4 Eastern Illinois 68, #5 Eastern Kentucky 61

Friday, March 5

OVC Tournament Semifinals (Bridgestone Arena - Nashville, Tenn.)

#1 Murray State 55, #4 Eastern Illinois 51

#2 Morehead State 76, #6 Tennessee Tech 47

Saturday, March 6

OVC Tournament Final (Bridgestone Arena - Nashville, Tenn.)

#1 Murray State 62, #2 Morehead State 51

2010 OVC All-Tournament Team

Isaiah Canaan, Murray State (MVP)

Tony Easley, Murray State


Isacc Miles, Murray State

Kenneth Faried, Morehead State

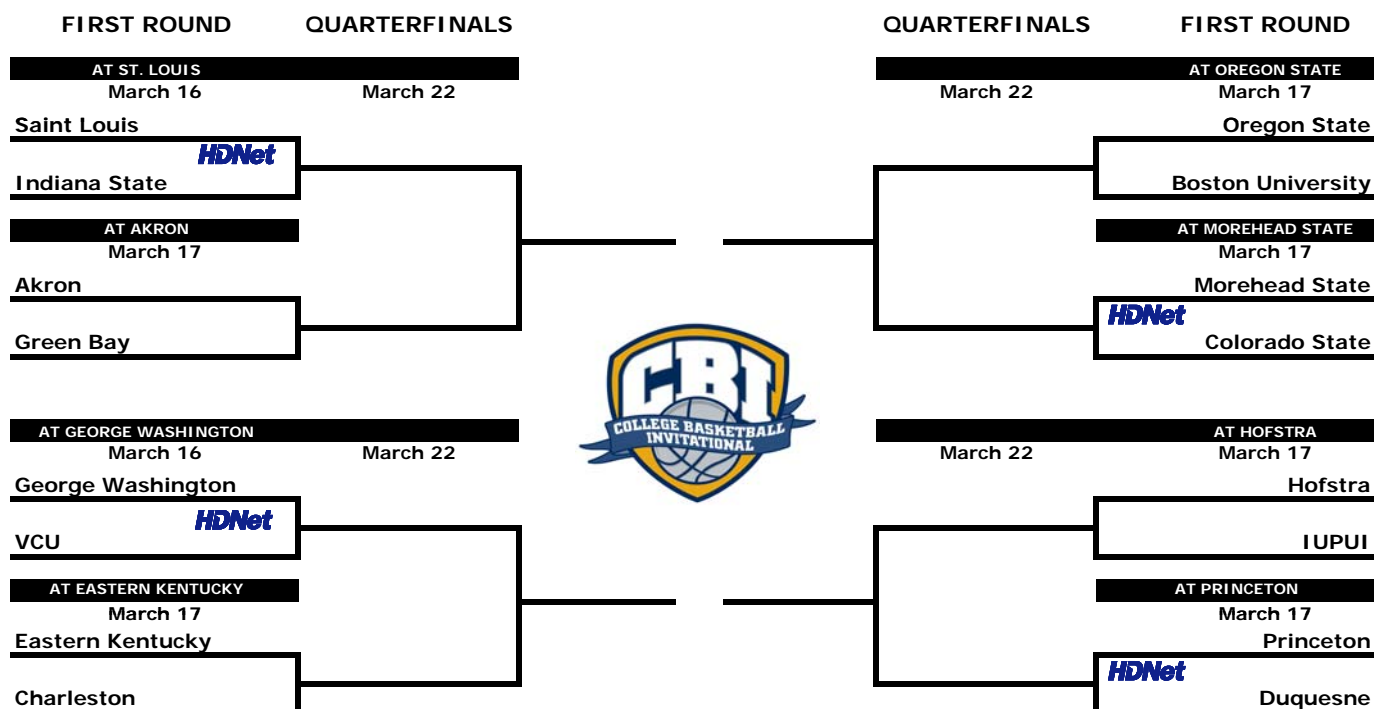
Maze Stallworth, Morehead State



2010 NCAA Division I Men's Basketball Championship



2010 COLLEGE BASKETBALL INVITATIONAL



SEMI FINALS



CHAMPIONSHIP SERIES

March 29 - March 31 - April 2
Championship Series is a "Best-of-Three"

HDNet



HDNet

CHAMPION

All Games Eastern Time

HDNet Television Schedule

March 16 / 17
7 PM ET / 9 PM ET
7 ET/9 PM ET

March 22
TBA
TBA

March 24
TBA
TBA

March 29, March 31, April 2
TBA (all games)



**2010 Ohio Valley Conference
Basketball Tournament**
March 2, 5-6
Bridgestone Arena
(formerly the Sommet Center)
Nashville, Tennessee

Men's Bracket

TUESDAY, MARCH 2 (@Campus Site of Higher Seed)	FRIDAY, MARCH 5 (@Bridgestone Arena/ formerly Sommet Center)	SATURDAY, MARCH 6 (@Bridgestone Arena/ formerly Sommet Center)
#1 Murray State	#1 Murray State	
GAME 1 7:00 p.m. (CT) (OVCSports.TV) #8 Tennessee State		
#4 Eastern Illinois	GAME 5 * 6:00 p.m. (CT) (ESPNU Live Telecast) #4 Eastern Illinois	#1 Murray State
GAME 2 7:30 p.m. (CT) (OVCSports.TV) #5 Eastern Kentucky		
#3 Austin Peay		
GAME 3 7:30 p.m. (CT) (OVCSports.TV) #6 Tennessee Tech	#6 Tennessee Tech	GAME 7 7:00 p.m. (CT) (ESPN2 Live Telecast) #1 Murray State
#2 Morehead State	GAME 6 8:00 p.m. (CT) (ESPNU Live Telecast) #2 Morehead State	NCAA AUTOMATIC QUALIFIER
GAME 4 6:30 p.m. (CT) (OVCSports.TV) #7 Jacksonville State		#2 Morehead State



* - The bracket pairing which includes the highest remaining seed among quarterfinal winners plays in Game 5.

OVC TEAM'S IN THE NCAA TOURNAMENT

1953	Eastern Kentucky
1956	Morehead State
1957	Morehead State
1958	Tennessee Tech
1959	Eastern Kentucky
1960	Western Kentucky
1961	Morehead State
1962	Western Kentucky
1963	Tennessee Tech
1964	Murray State
1965	Eastern Kentucky
1966	Western Kentucky
1967	Western Kentucky
1968	East Tennessee
1969	Murray State
1970	Western Kentucky
1971	Western Kentucky
1972	Eastern Kentucky
1973	Austin Peay
1974	Austin Peay
1975	Middle Tennessee
1976	Western Kentucky
1977	Middle Tennessee
1978	Western Kentucky
1979	Eastern Kentucky
1980	Western Kentucky
1981	Western Kentucky
1982	Middle Tennessee
1983	Morehead State
1984	Morehead State
1985	Middle Tennessee
1986	Akron
1987	Austin Peay
	Middle Tennessee
1988	Murray State
1989	Middle Tennessee
1990	Murray State
1991	Murray State
1992	Murray State
1993	Tennessee State
1994	Tennessee State
1995	Murray State
1996	Austin Peay
1997	Murray State
1998	Murray State
1999	Murray State
2000	Southeast Missouri
2001	Eastern Illinois
2002	Murray State
2003	Austin Peay
2004	Murray State
2005	Eastern Kentucky
2006	Murray State
2007	Eastern Kentucky
2008	Austin Peay
2009	Morehead State
2010	Murray State

All-Time Tournament Championship Breakdown

Murray State	14
Western Kentucky	10
Eastern Kentucky	5
Middle Tennessee	5
Austin Peay	4
Morehead State	3
Tennessee State	2
Akron	1
Eastern Illinois	1
Southeast Missouri	1
Tennessee Tech	1

2009-10 PLAYERS OF THE WEEK

PLAYER

Nov. 16	Ivan Aska, Murray State
Nov. 23	Kenneth Faried, Morehead State
Nov. 30	Justin Stommes, Eastern Kentucky
Dec. 7	Nick Murphy, Jacksonville State
Dec. 14	Wesley Channels, Austin Peay
	Nick Murphy, Jacksonville State
Dec. 21	Jeremy Bynum, Jacksonville State
	Benzor Simmons, UT Martin
Dec. 28	Wesley Channels, Austin Peay
	Marquis Weddle, UT Martin
Jan. 4	Kenneth Faried, Morehead State
	Frank Davis, Tennessee Tech
Jan. 11	Trenton Marshall, Jacksonville State
Jan. 18	Kenneth Faried, Morehead State
Jan. 25	Kenneth Faried, Morehead State
Feb. 1	Wesley Channels, Austin Peay
Feb. 8	Kenneth Faried, Morehead State
Feb. 15	Nick Murphy, Jacksonville State
Feb. 22	Josh Taylor, Eastern Kentucky
Mar. 1	Wesley Channels, Austin Peay

NEWCOMER

Nov. 16	B.J. Jenkins, Murray State
Nov. 23	Trenton Marshall, Jacksonville State
Nov. 30	Josh Sain, Tennessee State
Dec. 7	Trenton Marshall, Jacksonville State
Dec. 14	Josh Sain, Tennessee State
Dec. 21	Trenton Marshall, Jacksonville State
Dec. 28	B.J. Jenkins, Murray State
Jan. 4	Josh Sain, Tennessee State
Jan. 11	Cameron Butler, Southeast Missouri
	Trenton Marshall, Jacksonville State
Jan. 18	B.J. Jenkins, Murray State
	Josh Sain, Tennessee State
Jan. 25	Trenton Marshall, Jacksonville State
Feb. 1	Trenton Marshall, Jacksonville State
Feb. 8	B.J. Jenkins, Murray State
Feb. 15	Trenton Marshall, Jacksonville State
Feb. 22	Curry McKinney, Eastern Illinois
Mar. 1	B.J. Jenkins, Murray State

FRESHMAN

Nov. 16	Robert Covington, Tennessee State
Nov. 23	Derek Thompson, Southeast Missouri
Nov. 30	Isaiah Canaan, Murray State
Dec. 7	Derek Thompson, Southeast Missouri
Dec. 14	Jud Dillard, Tennessee Tech
Dec. 21	Isaiah Canaan, Murray State
Dec. 28	Marland Smith, Southeast Missouri
Jan. 4	Isaiah Canaan, Murray State
Jan. 11	James Hollowell, Eastern Illinois
Jan. 18	Jacquan Nobles, Tennessee State
Jan. 25	Jud Dillard, Tennessee Tech
Feb. 1	Justin Blake, Austin Peay
Feb. 8	Jud Dillard, Tennessee Tech
Feb. 15	James Hollowell, Eastern Illinois
Feb. 22	Marland Smith, Southeast Missouri
Mar. 1	Robert Covington, Tennessee State

OVC POSTSEASON HISTORY

Austin Peay (2-7 NCAA; 1-2 NIT; 0-1 CI.com)

1973 -- NCAA	Austin Peay 77, Jacksonville 75 Kentucky 106, Austin Peay 100 (OT) Marquette 88, Austin Peay 73
1974 -- NCAA	Notre Dame 108, Austin Peay 73
1987 -- NCAA	Austin Peay 68, Illinois 67 Providence 90, Austin Peay 87 (OT) Georgia Tech 90, Austin Peay 70
1996 -- NCAA	Louisville 86, Austin Peay 64
2003 -- NCAA	Austin Peay 65, Belmont 59
2004 -- NIT	George Mason 66, Austin Peay 60
2007 -- NIT	Air Force 75, Austin Peay 51
2008 -- NCAA	Texas 82, Austin Peay 64
2009 -- CI.com	Bradley 81, Austin Peay 74

Eastern Illinois (0-1 NCAA; 0-0 NIT)

2001 -- NCAA	Arizona 101, Eastern Illinois 76
--------------	----------------------------------

Eastern Kentucky (0-7 NCAA; 0-0 NIT)

1953 -- NCAA	Notre Dame 72, Eastern Kentucky 57
1959 -- NCAA	Louisville 77, Eastern Kentucky 63
1965 -- NCAA	DePaul 99, Eastern Kentucky 52
1972 -- NCAA	Florida State 83, Eastern Kentucky 81
1979 -- NCAA	Tennessee 97, Eastern Kentucky 81
2005 -- NCAA	Kentucky 72, Eastern Kentucky 64
2007 -- NCAA	North Carolina 86, Eastern Kentucky 65
2010 -- CBI	Eastern Kentucky vs. College of Charleston

Morehead State (5-7 NCAA; 0-0 NIT)

1956 -- NCAA	Morehead State 107, Marshall 92 Iowa 97, Morehead State 83 Morehead State 85, Wayne 84
1957 -- NCAA	Pittsburgh 86, Morehead State 85
1961 -- NCAA	Morehead State 71, Xavier 66 Kentucky 71, Morehead State 64 Louisville 72, Morehead State 59
1983 -- NCAA	Syracuse 74, Morehead State 59
1984 -- NCAA	Morehead State 70, North Carolina A&T 69 Louisville 72, Morehead State 59
2009 -- NCAA	Morehead State 58, Alabama State 43 Louisville 74, Morehead State 54
2010 -- CBI	Morehead State vs. Colorado State

Murray State (1-13 NCAA; 2-6 NIT)

1964 -- NCAA	Loyola-Chicago 101, Murray State 91
1969 -- NCAA	Marquette 82, Murray State 62
1980 -- NIT	Murray State 53, Jacksonville 49 Murray State 70, Alabama 62 Illinois 65, Murray State 63
1982 -- NIT	Nevada-Las Vegas 87, Murray State 61
1983 -- NIT	Wake Forest 87, Murray State 80
1988 -- NCAA	Murray State 78, North Carolina State 75 Kansas 61, Murray State 58
1989 -- NIT	Penn State 89, Murray State 73
1990 -- NCAA	Michigan State 75, Murray State 71 (OT)
1991 -- NCAA	Alabama 89, Murray State 79
1992 -- NCAA	Arkansas 80, Murray State 69
1994 -- NIT	Bradley 66, Murray State 58
1995 -- NCAA	North Carolina 80, Murray State 69
1996 -- NIT	Missouri 89, Murray State 85
1997 -- NCAA	Duke 71, Murray State 68
1998 -- NCAA	Rhode Island 97, Murray State 74
1999 -- NCAA	Ohio State 72, Murray State 58
2002 -- NCAA	Georgia 85, Murray State 68
2004 -- NCAA	Illinois 72, Murray State 53
2006 -- NCAA	North Carolina 69, Murray State 65
2010 -- NCAA	Murray State vs. Vanderbilt

Southeast Missouri (0-1 NCAA, 0-0 NIT)

2000 -- NCAA	Louisiana State 64, Southeast Missouri 61
--------------	---

Tennessee State (0-2 NCAA; 0-0 NIT)

1993 -- NCAA	Seton Hall 81, Tennessee State 59
1994 -- NCAA	Kentucky 83, Tennessee State 70

Tennessee Tech (0-2 NCAA; 3-2 NIT)

1958 -- NCAA	Notre Dame 94, Tennessee Tech 61
1963 -- NCAA	Loyola-Chicago 111, Tennessee Tech 42
1985 -- NIT	Tennessee 65, Tennessee Tech 62
2002 -- NIT	Tennessee Tech 64, Georgia State 62 Tennessee Tech 68, Dayton 59 Tennessee Tech 80, Yale 61 Memphis 79, Tennessee Tech 73

UT Martin (0-0 NCAA; 0-1 NIT)

2009 -- NIT	Auburn 87, UT Martin 82
-------------	-------------------------

Former OVC Members

Akron (0-1 NCAA; 0-1, NIT)

1986 -- NCAA	Michigan 10, Akron 64
1987 -- NIT	Illinois State 77, Akron 72

East Tennessee State (1-2, NCAA; 0-0 NIT)

1968 -- NCAA	East Tennessee 79, Florida 69 Ohio State 79, East Tennessee 72 Marquette 69, East Tennessee 57
--------------	--

Middle Tennessee (2-6 NCAA; 2-2 NIT)

1975 -- NCAA	Oregon State 78, Middle Tennessee 67
1977 -- NCAA	Detroit 93, Middle Tennessee 76
1982 -- NCAA	Middle Tennessee 50, Kentucky 40 Louisville 81, Middle Tennessee 76
1985 -- NCAA	North Carolina 77, Middle Tennessee 59
1986 -- NIT	Clemson 99, Middle Tennessee 81
1987 -- NCAA	Notre Dame 84, Middle Tennessee 71
1988 -- NIT	Middle Tennessee 85, Tennessee 80 Middle Tennessee 69, Georgia 59 Boston College 78, Middle Tennessee 69
1989 -- NCAA	Middle Tennessee 97, Florida State 83 Virginia 104, Middle Tennessee 88

Western Kentucky (10-12 NCAA, 4-8 NIT)

1949 -- NIT	Bradley 95, Western Kentucky 86
1950 -- NIT	Western Kentucky 79, Niagara 60 St. John's 69, Western Kentucky 60
1952 -- NIT	Western Kentucky 62, Louisville 59 St. Bonaventure 70, Western Kentucky 60
1953 -- NIT	Duquense 69, Western Kentucky 61
1954 -- NIT	Western Kentucky 95, Bowling Green 81 Holy Cross 75, Western Kentucky 69 Niagara 71, Western Kentucky 69
1960 -- NCAA	Western Kentucky 107, Miami (Fla.) 84 Ohio State 98, Western Kentucky 79 Western Kentucky 97, Ohio 87
1962 -- NCAA	Western Kentucky 90, Detroit 81 Ohio State 93, Western Kentucky 73 Butler 87, Western Kentucky 86 (OT)
1965 -- NIT	Western Kentucky 57, Fordham 53 Army 58, Western Kentucky 54
1966 -- NCAA	Western Kentucky 105, Loyola-Chicago 86 Michigan 80, Western Kentucky 89 Western Kentucky 82, Dayton 68 Dayton 69, Western Kentucky 67 (OT)
1967 -- NCAA	Jacksonville 109, Western Kentucky 96
1970 -- NCAA	Finished Third
1971 -- NCAA	Western Kentucky 74, Jacksonville 72 Western Kentucky 107, Kentucky 83 Western Kentucky 81, Ohio State 78 (OT) Villanova 92, Western Kentucky 89 (OT) Western Kentucky 77, Kansas 75
1976 -- NCAA	Marquette 79, Western Kentucky 60
1978 -- NCAA	Western Kentucky 87, Syracuse 86 (OT) Michigan State 90, Western Kentucky 69 Virginia Tech 89, Western Kentucky 84 (OT)
1980 -- NCAA	Alabama-Birmingham 93, Western Kentucky 68
1981 -- NCAA	Purdue 72, Western Kentucky 65
1982 -- NIT	



2009-10 All-Ohio Valley Conference Men's Basketball Teams

(as voted on by the league's head basketball coaches and sports information directors)

OVC Player of the Year: Kenneth Faried, Morehead State

OVC Defensive Player of the Year: Kenneth Faried, Morehead State

OVC Freshmen of the Year: Isaiah Canaan, Murray State

OVC Coach of the Year: Billy Kennedy, Murray State

ALL-OVC FIRST TEAM

<u>NAME, SCHOOL</u>	<u>POS.</u>	<u>HT.</u>	<u>WT.</u>	<u>CL.</u>	<u>HOMETOWN</u>	<u>KEY STATS</u>
*Kenneth Faried, Morehead State	F/C	6-8	225	Jr.	Newark, N.J.	16.8 ppg, 13.0 rpg, 1.9 bpg, 56.6 FG%
%Wesley Channels, Austin Peay	G	6-3	210	Sr.	Memphis, Tenn.	17.0 ppg, 4.3 rpg, 3.0 apg, 70 3's
#Isacc Miles, Murray State	G	6-2	205	Jr.	Kansas City, Mo.	9.5 ppg, 2.7 rpg, 3.5 apg, 1.2 spg
Tyler Laser, Eastern Illinois	G	6-1	183	Jr.	Hillsdale, Mich.	14.1 ppg, 2.3 apg, 63 3's, 43.8 FG%
B.J. Jenkins, Murray State	G	6-0	180	Jr.	Virginia Beach, Va.	10.7 ppg, 2.5 rpg, 3.4 apg, 1.9 spg

ALL-OVC SECOND TEAM

<u>NAME, SCHOOL</u>	<u>POS.</u>	<u>HT.</u>	<u>WT.</u>	<u>CL.</u>	<u>HOMETOWN</u>	<u>KEY STATS</u>
Anthony Campbell, Austin Peay	F/G	6-6	195	So.	Edwardsville, Ill.	15.5 ppg, 5.4 rpg, 1.6 apg, 55 3's
Maze Stallworth, Morehead State	F	6-4	215	Sr.	Elizabethtown, Ky.	12.6 ppg, 5.0 rpg, 1.4 spg, 80 3's
%Danero Thomas, Murray State	F	6-4	190	Sr.	New Orleans, La.	10.6 ppg, 4.0 rpg, 2.3 apg, 1.6 spg
Tony Easley, Murray State	F	6-9	200	Sr.	Auburn, Ala.	10.3 ppg, 5.5 rpg, 2.6 bpg, 67.4 FG%
Josh Taylor, Eastern Kentucky	F	6-6	245	Sr.	Pittsburgh, Pa.	13.4 ppg, 4.3 rpg, 1.6 apg, 46.8 FG%

ALL-NEWCOMER TEAM

<u>NAME, SCHOOL</u>	<u>POS.</u>	<u>HT.</u>	<u>WT.</u>	<u>CL.</u>	<u>HOMETOWN</u>	<u>KEY STATS</u>
B.J. Jenkins, Murray State	G	6-0	180	Jr.	Virginia Beach, Va.	10.7 ppg, 2.5 rpg, 3.4 apg, 1.9 spg
Isaiah Canaan, Murray State	G	6-0	175	Fr.	Biloxi, Miss.	10.2 ppg, 2.3 rpg, 1.6 apg, 49.0 FG%
Robert Covington, Tennessee State	F	6-8	190	Fr.	Bellwood, Ill.	11.6 ppg, 6.5 rpg, 1.1 spg, 37 3's
James Hollowell, Eastern Illinois	F	6-6	215	R-Fr.	Indianapolis, Ind.	7.0 ppg, 4.5 rpg, 1.0 bpg, 45.0 FG%
Jacquan Nobles, Tennessee State	G	6-4	190	Fr.	Greenville, N.C.	11.4 ppg, 1.9 rpg, 0.9 spg, 67 3's

* - All-OVC 1st Team in 2008-09

% - All-OVC 2nd Team in 2008-09

- All-Newcomer Team in 2008-09

Stats listed are through the completion of the regular season

NOTES FROM AROUND THE LEAGUE

Three Teams in the Postseason: For the second straight season three Ohio Valley Conference teams will be playing in the postseason. Murray State earned the league's NCAA automatic bid by winning the OVC Tournament while Eastern Kentucky and Morehead State are the first two OVC teams to play in the three-year old College Basketball Invitational (CBI). The OVC also sent three teams to the postseason last season (one NCAA, one NIT, one CollegeInsider.com) which marked the first time since 1987 that the league had done that. Including the OVC's women's teams, six squads are playing in postseason (Austin Peay is in the women's NCAA Tournament, Eastern Illinois is in the WNIT and Morehead State is in the WBI).

The OVC All-Time in the NCAA Tournament: Last season Morehead State ended a 20-year losing streak in the NCAA Tournament for the OVC, winning its Opening Round game with Alabama State. It was the first win for the league since No. 13 seed Middle Tennessee topped Florida State in 1989. OVC teams are 21-61 all-time in the NCAA Tournament.

The OVC All-Time in the CBI: This season marks the first time an OVC team has competed in the College Basketball Invitational (CBI). The CBI, which is in its third year of competition, features 16 teams in a postseason tournament that were not selected to the NCAA tournament. Teams are invited based upon their performance during their conference and non-conference schedule, as well as how well the team played at the end of the regular season. The event features eight first-round games, four second-round games, a semifinal round and then a best-of-three championship series. Bracketing is done geographically into four regions of the country (East, West, South, Midwest) to minimize missed class time. Brackets are balanced competitively within each region. Morehead State and Eastern Kentucky are in opposite sides of the CBI bracket.

Murray State Wins Record 14 OVC Tournament Championship: Murray State won its 14th OVC Tournament and first since 2006, with a 62-51 victory over defending champion Morehead State on March 6. The 14 titles are the most of any OVC team. The Racers also claimed OVC Tournament titles in 1951, 1964, 1988, 1990, 1991, 1992, 1995, 1997, 1998, 1999, 2002, 2004 and 2006. This year marks the 14th NCAA Tournament appearance for the Racers who have a great history in the NCAA Tournament. As a No. 14 seed in 1988 Murray State topped No. 3 seed N.C. State before falling 61-58 to eventual national champion Kansas in the second round. In 1990 the Racers took No. 1 seed Michigan State to overtime, becoming the first and only 16 seed to take a No. 1 seed to overtime. In its last NCAA Tournament appearance (2006), the No. 14 seed Racers lost 69-65 to North Carolina in the first round.

Canaan Named OVC Tournament MVP; Becomes First Freshman Since 1993 to Win Award: Murray State freshman **Isaiah Canaan** was named MVP of the 2010 OVC Tournament after averaging 11.3 points, 2.7 rebounds and 1.3 assists/game and hitting 52.2 percent from the field and 53.8 percent from 3-point range in the three-game event. Canaan had 16 points and five rebounds in the OVC Championship game, hitting 3-of-5 from 3-point range as Murray State broke open the game late in the second half. Canaan is the first freshman to win the award since Tennessee State's Monty Wilson won the award in 1993. A block Canaan made during the championship game was the No. 2 Play of the Day on SportsCenter. Earlier in the season Canaan hit a half court shot from his knees, an honor that earned SportsCenter's Top Play of the Day.

Murray State Claims 2010 OVC Regular Season Championship: Murray State claimed the 2010 OVC Regular Season Championship this year, its 21st OVC title and first since the 2006 season. MSU has also won OVC Regular Season titles in 1951, 1954, 1968, 1969, 1980, 1982, 1983, 1988, 1989, 1990, 1991, 1992, 1994, 1995, 1996, 1997, 1988, 1999, 2000 and 2006. The 21 titles are the most in OVC history; former member Western Kentucky has the second-most titles (19), while Morehead State's nine titles are the next most among active members.

Kennedy Named NABC District-19 Coach of the Year: The National Association of Basketball Coaches (NABC) named Murray State's **Billy Kennedy** its District-19 Coach of the Year in a vote by his peers. Kennedy led the Racers to an Ohio Valley Conference record 30-win season as MSU won its 21st league regular season title and advanced to the NCAA Tournament for the 14th time when they won the OVC Tournament. It marks the third time Kennedy has been named a coach of the year by the NABC and he becomes a candidate for NABC National Coach of the Year along with the other district winners and any coach who gets his team to the NCAA Sweet 16 this season. Kennedy won two association awards at Southeastern Louisiana (District-8) in 2004 and 2005. The NABC's District-19 is comprised of the 10 teams in the OVC.

Kennedy a Finalist for Skip Prosser Award: Murray State men's basketball coach **Billy Kennedy** has been named as one of 15 finalists for the 2010 Skip Prosser Award sponsored by CollegeInsider.com. The award was established to honor the late Skip Prosser who died in 2007 and was a leader in the game of college basketball having the respect and admiration of his peers after coaching 14 seasons at Wake Forest. Kennedy has the Racers in the NCAA Tournament for the 14th time, plus MSU has recorded a record-breaking 30-win season by winning both the regular-season and tournament championships in the Ohio Valley Conference. Kennedy is also a finalist for the Hugh Durham Coach of the Year Award. This year's award will be presented on April 2 in Indianapolis at the Final Four.

OVC Tournament Held at Bridgestone Arena (formerly the Sommet Center) for 11th Time and in Nashville For 16th Time in 17 Years: The 2010 OVC Basketball Tournament was held at Bridgestone Arena (formerly the Sommet Center) in downtown Nashville for the 11th (and final) time this season. The event was first held there in 1997 (marking the first basketball event in the venue) and has been held there every year since with the exceptions of 2002, 2004 and 2008. Starting in 2011 the event will move to Nashville Municipal Auditorium on an annual basis (when it switches to a four-day event). Overall this year marked the 16th time in the last 17 years the tournament has been held in Nashville (with 2002 being the only year in that stretch the event was not in Music City).

OVC Announces Changes to Future OVC Basketball Tournaments: Ohio Valley Conference Commissioner **Beth DeBauche** has announced a change in format and a new venue for its men's and women's basketball championships beginning in 2011. Starting next season all eight men's and all eight women's teams that qualify for the tournament field will gather at a single site for the entire tournament. Previously first round games were played on campus sites with the semifinals and finals being held in Nashville. The bracket will also shift from a traditional 1 vs. 8, 2 vs. 7, etc. format to a merit-based format that rewards the top teams during the regular season with byes into the quarterfinals and semifinals. Starting in 2011, the first round of each the men's and women's tournament will feature the No. 5 seed against the No. 8 seed and the No. 6 seed against the No. 7 seed. The winners of those games will advance to the quarterfinals to face the No. 3 and No. 4 seeds (who received a bye). The winners of those quarterfinal matchups will advance to the semifinals to face the No. 1 and No. 2 seeds (who received a pair of byes). Along with the change in format, comes a relocation of the tournament to historic Nashville Municipal Auditorium in downtown Nashville, Tenn. The venue will host the championship, which will now be a four-day event. Municipal Auditorium has been the site of the OVC Basketball Championship in 1989 (men only), 1994, 1995, 1996, 2004 and most recently in 2008. The move to Municipal Auditorium will keep the championships in Nashville, a place where they have been held 16 times in the last 17 years (including this year's championship which will be held March 5-6 at the Sommet Center). The only year the tournaments have not been held in Nashville during that stretch was 2002. The 2011 OVC Men's and Women's Basketball Championship dates are March 2-5.

Three OVC Teams Reach 20+ Wins for Second Straight Season (First Time in League History): For the first time in the 62-year history of the Ohio Valley Conference, three OVC basketball teams have won 20 or more games in the same year in back-to-back seasons. Last season UT Martin won 22 games while Eastern Kentucky and Morehead State each won 20 games. This season Murray State is at 30 wins while Morehead State is at 23 and Eastern Kentucky is at 20 entering the postseason. Another team - Eastern Illinois - ended its season with 19 wins.

Murray State Wins 23-Straight OVC Games, Second Longest Streak in OVC History: From Feb. 7, 2009 through Feb. 25, 2010, Murray State

won 23-straight OVC games, which is the second-longest streak in OVC history. After losing to Austin Peay 83-80 on Feb. 7 of last season, the Racers ran off 23-straight OVC regular season wins until losing at Morehead State on Feb. 25, 2010. Only Western Kentucky (who won 25-straight games) has ever had a longer winning streak in Conference games.

25 - Western Kentucky (1965-67)
23 - Murray State (2009-10)
 22 - Murray State (1997-99)
 21 - Austin Peay (2003-05)
 18 - Western Kentucky (1969-71)

Morehead State's Faried Ranks Second Nationally in Rebounding: Morehead State junior **Kenneth Faried** entered the 2009-10 season as Division I's leading returning rebounder. He had been first nationally in rebounding for most of the season, but recently slipped to second trailing Radford's Artsiom Parakhouski who is at 13.4 rebounds/game. Faried also has 23 double-doubles in 33 total games this season (which ranks second nationally behind Parakhouski who has 26 and his season is now over). Faried had a season-high 21 rebounds in a road win over Tennessee State on Jan. 28. He has also had two 19-rebound games, an 18-rebound game, a 17-rebound game, five 16-rebound games and four 15-rebound games in 2009-10. He is also one of nine Division I players to have a 20/20 game this season (23 points, 21 rebounds against Tennessee State). This year he earned both OVC Player and Defensive Player of the Year honors. Last season Faried, the OVC Defensive Player of the Year and OVC Tournament MVP, ranked third nationally in rebounds per game, pulling down 13.0 a contest (that number increased to 13.5 boards per game in OVC games). That trailed only National Player of the Year Blake Griffin (14.4 rebounds/game) and Santa Clara's John Bryant (14.2/game) in the national standings and both of those players have left the college game. Faried had a career-high 24 rebounds in a game against Florida A&M, which was the third most rebounds in a game in Division I last season.

20/20: Morehead State's Kenneth Faried is in rare company after a 23-point, 21-rebound performance at Tennessee State on Jan. 28. That was one of just nine 20/20 efforts in Division I basketball this season.

Artsiom Parakhouski, Radford (26 pts., 20 rebs.) at Duquesne on 11/29/09
 Petras Balocka, Hawaii (20 points, 20 rebs.) vs. Lamar on 12/6/09
 Kevin Thompson, Morgan State (25 pts., 23 rebs.) vs. Towson on 12/22/09
 Jamine Peterson, Providence (29 pts., 20 rebs.) vs. Rutgers on 1/9/10
 Chris Johnson, Dayton (26 pts., 20 rebs.) vs. Duquesne on 1/9/10 (OT)
Kenneth Faried, Morehead State (23 pts., 21 rebs.) at Tennessee State on 1/28/10
 Artsiom Parakhouski, Radford (30 pts., 22 rebs.) vs. VMI (2/2/10)
 Adnan Hodzic, Lipscomb (24 pts., 20 rebs.) vs. Kennesaw State (2/25/10)
 Anthony Johnson, Fairfield (24 pts., 23 rebs.) vs. Niagara (2/28/10)

Murray State Ranked in CollegeInsider.com Mid-Major Poll: After its quick start Murray State entered CollegeInsider.com's Mid-Major Poll at No. 23 on Nov. 23. The Racers got to as high as No. 4 nationally (where they were for team weeks), but slipped to No. 9, which is where they are entering the NCAA Tournament. Morehead State is currently among the other teams receiving votes in the poll. Now in its 11th season, the Mid-Major poll is made up of team's from the following conferences: America East, Atlantic Sun, Big Sky, Big South, Big West, Colonial, Great West, Horizon, Independents, Ivy, Metro Atlantic, Mid-American, Mid-Eastern, Missouri Valley, Northeast, Ohio Valley, Patriot, Southern, Southland, Southwestern, Summit, Sun Belt, West Coast. It is voted upon by coaches from those conferences, with one coach per conference casting a vote (Murray State's Billy Kennedy is the OVC representative).

Home Court Winning Streaks: Murray State currently has the longest home court winning streak among OVC teams at 19 games. That streak currently ranks fifth nationally. Morehead State's 13-game winning streak is 14th nationally; MSU will host a home in the CBI this week. Earlier this season Eastern Kentucky saw its school-record 19-game home winning streak come to an end on Jan. 23 with a loss to Morehead State. It was the first at home for the Colonels since December 4, 2008 and was the sixth-longest nationally when it came to an end. Kansas has the nation's longest home court winning streak (59).

Channels An All-Around Consistent Performer: Looking at the list of OVC active leaders in five of the major statistical categories, the name of Austin Peay senior guard **Wesley Channels** keeps popping up. In his solid four-year career Channels has been one of the top all-around performers in the league. The Memphis, Tenn. native currently ranks first among active players in scoring (1,700), first in assists (312), second in steals (164), fourth in 3-pointers made (226) and eighth in rebounds (438). Channels completed his career in the first round of the OVC Tournament and was a first-team All-OVC pick this season after being a second-team choice last year.

Loos Becomes All-Time Winningest Coach in OVC History: With a 68-66 victory at Ohio on Dec. 9, Austin Peay head coach **Dave Loos** recorded his 320th career victory while in the OVC, a mark that ranks first all-time. Loos passed Cal Luther (319 wins at Murray State and UT Martin) for the all-time mark. Loos, the Dean of OVC coaches, is in his 20th year at Austin Peay where he also serves as the Athletics Director, making him the only Division I head men's basketball coach to hold that distinction. Loos now has 331 victories in his tenure at Austin Peay and 413 for his career following the end of his 2009-10 season.

Faried Named Midseason Mid-Major All-American by Sporting News: Sporting News writer Mike DeCourcy named Morehead State's **Kenneth Faried** as one of his five mid-season mid-major All-Americans. DeCourcy called Faried the "nation's best rebounder" and that he "chases rebounds with an attitude." Faried was joined by Butler's Gordon Hayward, Saint

OVC CAREER RECORD BOOK WATCH

CAREER FIELD GOAL PERCENTAGE

1. Warren Kidd, MTSU (1991-93)	.664
2. Tony Easley, MUR (2006-present)	.660
3. Alonzo Hird, ECU (2004-06)	.620
4. Carlos Rogers, TSU (1992-94)	.617
5. Jim Clemens, TTU (1971-74)	.602
6. Lorenzo Coleman, TTU (1993-97)	.601
7. Amadi McKenzie, TTU (2004-08)	.600
8. Matt Sisley, SMO (1992-93)	.598
9. Joe Williams, APSU (1999-01)	.596
10. Mike Lahm, MUR (1983-85)	.592
Jerry Beck, MTSU (1989-92)	.592

Note: Easley is 370-of-561 for his career.

CAREER REBOUNDS

1. Steve Hamilton, MOR (1954-58)	1,675
2. Tom Marshall, WKU (1951-54)	1,565
3. Popeye Jones, MUR (1988-92)	1,374
4. Art Spoelstra, WKU (1951-54)	1,367
5. Ralph Crosthwaite, WKU (1955, 57-59)	1,309
6. Dick Cunningham, MUR (1965-68)	1,292
7. Jim Jennings, MUR (1961-64)	1,147
8. Kenneth Faried, MOR (2007-present)	1,139
Jim McDaniels, WKU (1969-71)	1,118
10. Jim Hagan, TTU (1957-60)	1,108

CAREER 3-POINTERS MADE

1. Joe Sibbit, APSU (1994-98)	319
2. DeWayne Powell, UTM (1992-96)	302
3. Henry Domercant, EIU (2000-03)	285
4. Matt Witt, ECU (2002-06)	283
5. Maze Stallworth, MOR (2006-present)	273
6. Mike Rose, ECU (2005-09)	271
7. J. Robert Merritt, SAM (2003-06)	263
8. Todd Babington, APSU (2004-08)	254
9. Frank Davis, TTU (2006-present)	251
Frank Allen, MUR (1989-93)	251
- Marquis Weddle, UTM (2007-present)	240

CAREER 3-POINTERS ATTEMPTED

1. Joe Sibbitt, APSU (1994-98)	830
2. Matt Witt, ECU (2002-06)	775
3. DeWayne Powell, UTM (1992-96)	763
4. Maze Stallworth, MOR (2006-present)	720
5. Marquis Weddle, UTM (2007-present)	704
Henry Domercant, EIU (2000-03)	704
7. Mike Rose, ECU (2005-09)	683
8. Todd Babington, APSU (2004-08)	675
9. Nick Stapleton, APSU (1998-02)	662
10. Jamie Roberts, TSU (1997-00)	658

1,000 POINT CLUB

Entering the season, only three active OVC players had scored more than 1,000 points in their careers (one of those players - EIU's Romain Martin, left his team in January). Maze Stallworth became a member of the club on Nov. 29, Danero Thomas joined on Dec. 5, Kenneth Faried did so on Dec. 28, Frank Davis joined on Jan. 28, Nick Murphy joined on Feb. 15 and Josh Taylor on Feb. 20. Below is a list of the members of the club and the other players who have a chance of joining the club this season.

Wes Channels, APSU (2006-present)	1,700
Maze Stallworth, MOR (2006-present)	1,380
Kenneth Faried, MOR (2007-present)	1,362
Marquis Weddle, UTM (2007-present)	1,304
Danero Thomas, MUR (2006-present)	1,266
Frank Davis, TTU (2006-present)	1,118
Nick Murphy, JSU (2007-present)	1,065
Josh Taylor, ECU (2006-present)	1,030

Tyler Laser, EIU (2007-present)	973
Justin Stommies, ECU (2007-present)	948
Tony Easley, MUR (2006-present)	916
Demonte Harper, MOR (2007-present)	878

Mary's Omar Samhan, Radford's Artsiom Parakhouski and Cornell's Ryan Wittman on the team.

OVC Teams Go 3-8 in 2010 ESPN BracketBusters Series: All 11 OVC schools participated in the ESPN BracketBusters series for the fifth straight season in 2009-10. The OVC compiled just a 3-8 record in the event this season. The highlight of the series was a Murray State victory over Morgan State in a game that was selected for television (ESPNU). It was the first OVC team selected for a BracketBusters TV games since the 2007 season. Now it's its eighth year, ESPN BracketBusters is an ESPN television property that was tremendously successful with its first seven events. The event has allowed Division I conferences to participate in a cutting-edge format that involves "wild card" pairings from the pool of participating teams, with half of the ESPN BracketBusters teams pre-designated as "home" and the remaining half as "road" teams. OVC schools are 19-37 all-time in the event.

Hudson and Domercant Named to CollegeInsider.com Mid-Major All-Decade Team:

Two Ohio Valley Conference players were among the 26 players selected to the CollegeInsider.com Mid-Major All-Decade Team. Former UT Martin guard **Lester Hudson** and former Eastern Illinois forward **Henry Domercant** were on the squad released on Jan. 3. Hudson (2007-09) was a two-time All-American and OVC Player of the Year at UT Martin and became the first Division I men's player to record a quadruple-double in a game. He was drafted by the Boston Celtics in the second round of the 2009 NBA Draft. Domercant's 2,602 career points are the most in OVC history (and No. 26 all-time in NCAA history) and he finished in the top five in the nation in scoring three times. Division I coaches and NBA scouts were part of the selection process but the final decision was made by the CollegeInsider.com staff.

The 2009-10 Season: The 2009-10 season marks the 62nd of competition in the OVC. Over the previous 61 years, 12 different teams have claimed an OVC regular season championship, including four different schools in the past five years. UT Martin won its first OVC Regular Season Championship in 2008-09.

OVC Players in the Pros: There are three former OVC players on NBA rosters. Those three players are Austin Peay's **Trenton Hassell** (New Jersey Nets), Murray State's **James Singleton** (Washington Wizards) and UT Martin's **Lester Hudson** (Memphis Grizzlies). Hassell is in his ninth season in the NBA and third with the Nets. He also played with the Chicago Bulls (who drafted him 30th overall in the 2001 Draft and where he played two seasons), Minnesota Timberwolves (four seasons) and Dallas Mavericks (37 games in 2007-08). During his 592-game career he has averaged 5.9 points, 2.8 rebounds and 1.8 assists per game while hitting 44.7 percent of his field goal attempts. After being undrafted out of college (2003), Singleton played overseas before being signed by the Los Angeles Clippers before the 2005-06 season and played two seasons there before signing with Dallas in 2008-09; he was traded to the Wizards in February 2010. In his 174-game career, Singleton has averaged 3.5 points and 3.2 rebounds per game while hitting 49.3 percent of his shots. Hudson won the last two OVC Player of the Year awards before being drafted by the Boston Celtics in the second round (pick No. 58) of the 2009 NBA Draft. Hudson signed a one-year unguaranteed contract after his play in the NBA Summer League with the team. He appeared in 16 games with the Celtics until being waived in January; that same week he was signed by his hometown Memphis Grizzlies. Another UT Martin product, **Jared Newson**, is currently in the NBDL, playing for the Bakersfield Jam.

Morehead State and Murray State Picked as Preseason Co-Favorites: In a vote of Ohio Valley Conference head men's basketball coaches and sports information directors, **Morehead State** and **Murray State** each received 10 first-place votes and were picked as co-favorites for the 2009-10 season. Morehead State finished last season 12-6 in league play (4th place) and went on to win the OVC Tournament Championship. Murray State was tied for second overall last season with a 13-5 record and lost in the OVC Tournament semifinals. It marks the 13th time in the last 21 years that Murray State has been picked the preseason favorite and second year in a row. Morehead State is tabbed first for the first time since the 1983-84 season (when they went 25-6 and won the OVC regular season and tournament championships). It marks just the third time since 1980-81 (when preseason polls were first available) that co-favorites have been picked in the preseason poll (it also happened in 1991-92 and 1994-95). Morehead State and Murray State each received 154 points and were followed next by **Austin Peay** who had 114 total points. **Eastern Illinois** was picked fourth (105 points) and followed by **Eastern Kentucky** (93), **Jacksonville State** (86), **Tennessee Tech** (76), **UT Martin** (55), **Tennessee State** (44) and **Southeast Missouri State** (19).

Preseason Predictions: Is being picked the preseason favorite, always a good thing? Over the past 30 years of preseason polls that were available, the league's head coaches and sports information directors correctly pick the eventual OVC regular season champion just over 60 percent of the time, picking the correct winner 19 times over the last 31 years (including this year). Over the past 11 years, the preseason poll has correctly picked the winner every other year. Last season the poll tabbed Murray State the favorite, although the Racers finished second to UT Martin, who won its first-ever OVC Championship a year ago. This year the poll picked Murray State and Morehead State as co-favorites with Murray State claiming the title this season.

<u>Year</u>	<u>Predicted Champion</u>	<u>Actual Champion</u>
1999-00	Murray State	Murray State/Southeast Missouri
2000-01	Austin Peay	Tennessee Tech
2001-02	Tennessee Tech	Tennessee Tech
2002-03	Murray State	Austin Peay/Morehead State
2003-04	Austin Peay	Austin Peay
2004-05	Murray State	Tennessee Tech
2005-06	Murray State	Murray State

OVC ACTIVE CAREER LEADERS

POINTS SCORED

1700	Wesley Channels, Austin Peay
1380	Maze Stallworth, Morehead State
1362	Kenneth Faried, Morehead State
1304	Marquis Weddle, UT Martin
1266	Danero Thomas, Murray State
1118	Frank Davis, Tennessee Tech
1065	Nick Murphy, Jacksonville State
1030	Josh Taylor, Eastern Kentucky
973	Tyler Laser, Eastern Illinois
948	Justin Stommes, Eastern Kentucky

REBOUNDS

1139	Kenneth Faried, Morehead State
786	Ousmane Cisse, Eastern Illinois
599	Tony Easley, Murray State
528	Maze Stallworth, Morehead State
527	Amadou Mbodji, Jacksonville State
512	Nick Murphy, Jacksonville State
495	Danero Thomas, Murray State
438	Wesley Channels, Austin Peay
387	Lamont Russell, Southeast Missouri
347	Ivan Aska, Murray State

ASSISTS

312	Wesley Channels, Austin Peay
273	Demonte Harper, Morehead State
251	Brandon Shingles, Morehead State
248	Isacc Miles, Murray State
232	Jeremiah Crutcher, Tennessee State
230	Caleb Brown, Austin Peay
226	Justin Stommes, Eastern Kentucky
226	Elijah Muhammad, Tennessee Tech
209	Tyler Laser, Eastern Illinois
198	Frank Davis, Tennessee Tech

STEALS

171	Danero Thomas, Murray State
164	Wesley Channels, Austin Peay
158	Kenneth Faried, Morehead State
146	Frank Davis, Tennessee Tech
136	Nick Murphy, Jacksonville State
118	Maze Stallworth, Morehead State
109	Demonte Harper, Morehead State
96	Delrico Lane, UT Martin
93	Justin Stommes, Eastern Kentucky
83	Elijah Muhammad, Tennessee Tech
82	Caleb Brown, Austin Peay

BLOCKED SHOTS

162	Amadou Mbodji, Jacksonville State
157	Tony Easley, Murray State
155	Kenneth Faried, Morehead State
69	Danero Thomas, Murray State
64	Ousmane Cisse, Eastern Illinois
58	Marcel Williams, Austin Peay
57	Ernest Fields, Austin Peay
50	Bassey Inameti, Tennessee Tech
49	Maze Stallworth, Morehead State
41	Josh Taylor, Eastern Kentucky
41	Sean Thurston, Jacksonville State

3-POINTERS MADE

273	Maze Stallworth, Morehead State
251	Frank Davis, Tennessee Tech
240	Marquis Weddle, UT Martin
226	Wesley Channels, Austin Peay
183	Josh Taylor, Eastern Kentucky
167	Jeremy Bynum, Jacksonville State
150	Tyler Laser, Eastern Illinois
150	Justin Stommes, Eastern Kentucky
130	Danero Thomas, Murray State
97	Demonte Harper, Morehead State

2006-07	Samford	Austin Peay
2007-08	Austin Peay	Austin Peay
2008-09	Murray State	UT Martin
2009-10	Morehead State/Murray State	Murray State

Morehead State's Faried Tabbed as Preseason Player of the Year: The 2009-10 All-OVC Preseason Men's Basketball team was headlined by Morehead State junior center **Kenneth Faried**. Faried is coming off a season where he was named OVC Defensive Player of the Year and OVC Tournament MVP. Overall six different schools were represented on the team with Murray State's three selections leading the way. Eastern Illinois and Morehead State each had two selections while Austin Peay, Eastern Kentucky and Tennessee State had one player apiece on the squad. The team features just one player (Faried) who was a first-team All-OVC selection last season. The team does have three second-team All-OVC picks from 2008-09 and two players who were on last season's All-Newcomer Team. Faried made a splash last season being named the Conference's first OVC Defensive Player of the Year after ranking third nationally in rebounding (13.0/game), 52nd nationally in blocked shots (1.9/game) and 69th nationally in steals (1.9/game). Faried also added 13.9 points per game and connected on 55.6 percent of his field goal attempts (36th nationally). The 6-8 native of Newark, N.J. also tallied 25 double-doubles, which was the second most nationally, trailing only National Player of the Year Blake Griffin (29). Austin Peay's **Wesley Channels**, Eastern Illinois' **Romain Martin** and Murray State's **Danero Thomas** were each second-team All-OVC picks last season and are each on the preseason team this year. Murray State's **Ivan Aska** and **Isacc Miles** were two of the five All-OVC Newcomer selections in 2008-09 who are also on this year's All-OVC preseason squad. The Preseason All-OVC team is rounded out by Tennessee State's **Darius Cox**, Eastern Illinois' **Tyler Laser**, Morehead State's **Maze Stallworth** and Eastern Kentucky's **Justin Stommes**.

New Faces: The OVC welcomes three new head coaches to the league this season, the most new faces since the 1991-92 season (that season the new coaches were David Farrar at Middle Tennessee, Dick Fick at Morehead State, Scott Edgar at Murray State and Frankie Allen and Tennessee State). Former Arkansas State head coach **Dickey Nutt** takes over at Southeast Missouri State, **John Cooper**, lastly the associate head coach at Auburn, is the new man in charge at Tennessee State and **Jason James** is UT Martin's new head coach after previously serving as an assistant coach at the school. James (32) is the third youngest coach at the Division I level, trailing only IPFW's Dane Fife (30 years old) and Fordham interim coach Jared Grasso (29) who took over that program during the season (on Dec. 3).

OVC Scores First NCAA Tournament Win in 20 Years; Places Three Teams in Postseason in 2008-09: With its 58-43 win over Alabama State in the NCAA Tournament Opening Round game in Dayton last March, Morehead State snapped a 19-year losing streak in the NCAA Tournament for teams from the Ohio Valley Conference. It marked the first NCAA Tournament victory since Middle Tennessee State beat Florida State 97-83 in Nashville in 1989. The Eagles were then defeated by No. 1 overall seed Louisville in the first round. The year also marked the first time since 1987 (when Austin Peay and Middle Tennessee were in the NCAA Tournament and Akron was in the NIT) that three OVC schools had participated in the postseason in the same year. In addition to Morehead State playing in the NCAA Tournament, UT Martin was in the NIT and Austin Peay played in the inaugural CollegelInsider.com Tournament.

Replay Systems for OVC Basketball Venues Enter Year Three: On Dec. 21, 2007, the Ohio Valley Conference mandated the use of court-side replay systems at all OVC basketball venues. The systems were put into place in January 2008 and have been used since. The systems are used in situations that are outlined by NCAA rules.

SIU Edwardsville Continues Reclassification Process to Division I: On July 1, 2008 Southern Illinois University Edwardsville became the 11th member of the Ohio Valley Conference. SIU Edwardsville, who is in the reclassification process to Division I, will begin regular season competition in the OVC during the 2011-12 academic year and will be eligible for postseason competition in 2012-13. The exception is the SIUE softball program, which will be eligible for both regular season and tournament competition in 2010-11; the softball program was the department's women's sport designee to be fast-tracked to Division I, making it eligible to compete at Division I prior to other SIUE sports. SIUE is located in Edwardsville, Ill., which is just northeast of St. Louis (the 18th largest media market in the United States).

OVCsports.TV: For the fourth consecutive year, fans can watch nearly every Conference matchup and all non-conference home contests this season at OVCsports.TV. The venture with JumpTV Sports allows fans to access live and on-demand streaming video and audio of conference matchups (excluding only national television games which are not available) on their home computer. The premium Web site was launched in July 2006 and has streamed over 1,000 events in its first three years, including all Conference matchups in football and men's and women's basketball as well as select baseball, soccer, softball and volleyball events and OVC Championship events. Packages are available on a yearly, seasonal, monthly or per-event basis.

2009-10 SUPERLATIVES

Double-Doubles

Kenneth Faried, Morehead State (23)

- 24 points, 15 rebounds vs. Brescia (Nov. 16)
- 24 points, 12 rebounds vs. ULM (Nov. 21)
- 12 points, 15 rebounds vs. Kent State (Nov. 29)
- 19 points, 18 rebounds at UT Martin (Dec. 3)
- 14 points, 14 rebounds at Murray State (Dec. 5)
- 19 points, 13 rebounds vs. Cal State Fullerton (Dec. 23)
- 15 points, 15 rebounds at South Dakota (Dec. 28)
- 12 points, 19 rebounds vs. Austin Peay (Jan. 2)
- 20 points, 14 rebounds at Tennessee Tech (Jan. 7)
- 16 points, 13 rebounds at Jacksonville State (Jan. 9)
- 12 points, 16 rebounds vs. Southeast Missouri (Jan. 14)
- 22 points, 15 rebounds vs. Eastern Illinois (Jan. 16)
- 23 points, 16 rebounds vs. SIU Edwardsville (Jan. 19)
- 20 points, 16 rebounds at Eastern Kentucky (Jan. 23)
- 23 points, 21 rebounds at Tennessee State (Jan. 28)
- 19 points, 13 rebounds at Austin Peay (Jan. 31)
- 12 points, 11 rebounds vs. Jacksonville State (Feb. 4)
- 26 points, 17 rebounds vs. Tennessee Tech (Feb. 6)
- 15 points, 12 rebounds at Southeast Missouri (Feb. 13)
- 15 points, 16 rebounds vs. Eastern Kentucky (Feb. 17)
- 15 points, 11 rebounds vs. Murray State (Feb. 25)
- 24 points, 19 rebounds vs. Jacksonville State (March 2)
- 10 points, 12 rebounds vs. Murray State (March 6)

John Fraley, Austin Peay (7)

- 16 points, 11 rebounds vs. Niagara (Nov. 22)
- 13 points, 11 rebounds vs. Eastern Illinois (Dec. 5)
- 10 points, 10 rebounds vs. Marian (Dec. 12)
- 13 points, 14 rebounds at UT Martin (Feb. 4)
- 15 points, 18 rebounds at Tennessee State (Feb. 13)
- 11 points, 11 rebounds vs. Oral Roberts (Feb. 20)
- 10 points, 12 rebounds at Southeast Missouri (Feb. 27)

Nick Murphy, Jacksonville State (7)

- 13 points, 11 rebounds vs. Chattanooga (Dec. 1)
- 23 points, 10 rebounds vs. Tennessee Tech (Dec. 5)
- 20 points, 18 rebounds vs. Reinhardt (Dec. 12)
- 23 points, 12 rebounds vs. Tennessee State (Jan. 21)
- 22 points, 12 rebounds at Morehead State (Feb. 4)
- 18 points, 13 rebounds vs. UT Martin (Feb. 11)
- 18 points, 11 rebounds at Tennessee Tech (Feb. 27)

Benzor Simmons, UT Martin (3)

- 30 points, 10 rebounds at Missouri (Nov. 17)
- 29 points, 11 rebounds vs. Eastern Kentucky (Dec. 5)
- 35 points, 10 rebounds at Evansville (Dec. 19)

Anthony Campbell, Austin Peay (2)

- 17 points, 13 rebounds vs. Tennessee State (Jan. 16)
- 13 points, 10 rebounds at UT Martin (Feb. 4)

Wesley Channels, Austin Peay (2)

- 22 points, 10 rebounds at Ohio (Dec. 9)
- 23 points, 10 rebounds at Jacksonville State (Jan. 23)

Ousmane Cisse, Eastern Illinois (2)

- 12 points, 10 rebounds at Tennessee State (Dec. 3)
- 11 points, 10 rebounds at Belmont (Dec. 19)

Robert Covington, Tennessee State (2)

- 24 points, 12 rebounds vs. Tennessee Tech (Feb. 15)
- 27 points, 16 rebounds at Southeast Missouri (Feb. 27)

Jud Dillard, Tennessee Tech (2)

- 25 points, 12 rebounds at Morehead State (Feb. 6)
- 24 points, 10 rebounds at Tennessee State (Feb. 15)

Tony Easley, Murray State (2)

- 18 points, 10 rebounds vs. James Madison (Nov. 20)
- 13 points, 10 rebounds vs. Tennessee Wesleyan (Nov. 28)

Stephen Hall, Jacksonville State (2)

- 14 points, 15 rebounds vs. UAB (Nov. 17)
- 10 points, 13 rebounds at UT Martin (Jan. 16)

Trenton Marshall, Jacksonville State (2)

- 16 points, 10 rebounds vs. Norfolk State (Dec. 15)
- 21 points, 10 rebounds vs. Morehead State (Jan. 9)

Lamont Russell, Southeast Missouri (2)

- 10 points, 13 rebounds vs. UT Martin (Jan. 21)
- 10 points, 13 rebounds at Tennessee Tech (Jan. 30)

Maze Stallworth, Morehead State (2)

- 21 points, 14 rebounds vs. Weber State (Dec. 22)
- 26 points, 11 rebounds vs. Jacksonville State (Feb. 4)

Ivan Aska, Murray State (1)

- 17 points, 14 rebounds at East Tennessee State (Dec. 12)

Cameron Butler, Southeast Missouri (1)

- 19 points, 10 rebounds vs. Norfolk State (Nov. 29)

Darius Cox, Tennessee State (1)

- 10 points, 10 rebounds vs. Morehead State (Jan. 28)

Tashan Fredrick, Tennessee State (1)

- 13 points, 10 rebounds vs. Tennessee Tech (Feb. 15)

James Hollowell, Eastern Illinois (1)

2010 ESPN BRACKETBUSTERS

For the fifth straight year in 2009-10, every OVC teams competed in the 2010 ESPN BracketBusters series in February (19-20). The event began in 2003 and has had OVC teams compete in it during each of the past four years. Austin Peay has competed in the most events (7th this year), while UT Martin (3-1) has the best record in the event. Below is a complete history of OVC teams in the event.

ALL-TIME RECORDS/FACTS

All-Time Record:	19-37
All-Time Home:	12-14
All-Time Road:	7-23
All-Time Record in Return Games:	23-20

2003

No participants

2004

Austin Peay at Wichita State (TV - ESPN+) L, 62-47

2005

Austin Peay at East Tennessee State L, 85-81
Murray State at Rice (TV - ESPN+) W, 69-63

2006

Arkansas State at **Austin Peay** W, 92-71
 Eastern Michigan at **Eastern Illinois** L, 65-50
 UNC Asheville at **Eastern Kentucky** L, 83-77
 New Orleans at **Jacksonville State** W, 79-74
Morehead State at Central Michigan L, 87-76
 Illinois-Chicago at **Murray State** W, 72-68
Samford at Ohio (TV - ESPN 360) L, 64-52
Southeast Missouri at UC Riverside L, 69-61
Tennessee State at Ball State W, 70-69
Tennessee Tech at Bradley L, 77-62
UT Martin at Evansville W, 69-62

2007

Austin Peay at Akron (TV - ESPN) L, 74-57
Eastern Illinois at Loyola (Chicago) L, 66-43
Eastern Kentucky at Youngstown State L, 66-61
Jacksonville State at Chattanooga L, 75-64
 Bowling Green at **Morehead State** L, 90-72
Murray State at Rider W, 58-51
 Evansville at **Samford** L, 69-65
 Louisiana Tech at **Southeast Missouri** L, 72-56
 Loyola College (Md.) at **Tennessee State** L, 62-60
 Northwestern State at **Tennessee Tech** W, 85-84 (OT)
 Saint Peter's at **UT Martin** W, 59-58

2008

Georgia Southern at **Austin Peay** W, 80-72
 Evansville at **Eastern Illinois** L, 63-55
 Ball State at **Eastern Kentucky** W, 51-48
 Georgia State at **Jacksonville State** L, 85-78
 Indiana State at **Murray State** L, 79-62
Morehead State at James Madison L, 89-57
Samford at Louisiana Tech W, 73-70
Southeast Missouri at Eastern Michigan L, 86-82
Tennessee State at Northern Illinois cancelled
Tennessee Tech at East Tennessee State L, 88-80
UT Martin at Elon W, 81-77

2009

Austin Peay at Drake L, 71-54
Eastern Illinois at Western Michigan W, 59-57
 Ohio at **Eastern Kentucky** W, 73-51
Jacksonville State at Georgia Southern L, 66-63
Morehead State at Kent State L, 79-76
 Louisiana Tech at **Murray State** L, 69-60
 Northern Illinois at **Southeast Missouri** L, 97-73
 Detroit at **Tennessee State** W, 78-75
Tennessee Tech at Ball State L, 59-55
 Missouri State at **UT Martin** L, 79-77

2010

Oral Roberts at **Austin Peay** L, 89-80
 Northern Illinois at **Eastern Illinois** W, 73-70
 Winthrop at **Eastern Kentucky** W, 77-57
 Presbyterian at **Jacksonville State** L, 59-55
Morehead State at Illinois State L, 71-62
 Morgan State at **Murray State** (TV - ESPN) W, 75-66
Southeast Missouri at Miami (Ohio) L, 69-53
 SIU Edwardsville at Cal State Fullerton L, 78-74
Tennessee State at Central Michigan L, 79-73
Tennessee Tech at Appalachian State L, 81-68
UT Martin at Ball State L, 68-52

2009-10 SUPERLATIVES

19 points, 12 rebounds vs. Tennessee Tech (Jan. 4)
Alfred Jones, Tennessee Tech (1)
12 points, 12 rebounds vs. Austin Peay (Jan. 21)
Jajuan Maxwell, Southeast Missouri (1)
13 points, 11 rebounds at Jacksonville State (Jan. 28)
Amadou Mbodji, Jacksonville State (1)
12 points, 12 rebounds vs. Austin Peay (Jan. 23)
Lucas Nutt, Southeast Missouri (1)
10 points, 12 rebounds vs. Williams Baptist (Dec. 12)
Duran Roberson, Austin Peay (1)
12 points, 10 rebounds at Jacksonville State (Jan. 23)
Ron Spencer, UT Martin (1)
12 points, 11 rebounds at Eastern Kentucky (Feb. 25)
Edin Suljic, Eastern Illinois (1)
25 points, 10 rebounds at Tennessee State (Dec. 3)
Danero Thomas, Murray State (1)
23 points, 11 rebounds vs. Austin Peay (Feb. 6)

30-Plus Point Games

37	Trenton Marshall, Jacksonville State at Southeast Missouri (Jan. 4)
35	Benzor Simmons, UT Martin at Evansville (Dec. 19)
30	Benzor Simmons, UT Martin at Missouri (Nov. 17)
30	Marland Smith, Southeast Missouri vs. Tennessee State (Feb. 25)

25-Plus Point Games

29	Benzor Simmons, UT Martin vs. Eastern Kentucky (Dec. 5)
28	Justin Stommes, Eastern Kentucky vs. West Virginia Wesleyan (Nov. 14)
28	Marland Smith, Southeast Missouri at Miami (Ohio) (Feb. 20)
27	Jeremy Bynum, Jacksonville State vs. Norfolk State (Dec. 15)
27	Marquis Weddle, UT Martin at Florida State (Dec. 22)
27	Frank Davis, Tennessee Tech at Eastern Illinois (Jan. 4)
27	Robert Covington, Tennessee State at Southeast Missouri (Feb. 25)
26	Maze Stallworth, Morehead State vs. Jacksonville State (Feb. 4)
26	Kenneth Faried, Morehead State at Tennessee Tech (Feb. 6)
26	Elijah Muhammad, Tennessee Tech at Tennessee State (Feb. 10)
25	Trenton Marshall, Jacksonville State at Southeastern Louisiana (Nov. 24)
25	Edin Suljic, Eastern Illinois at Tennessee State (Dec. 3)
25	Trenton Marshall, Jacksonville State vs. Tennessee Tech (Dec. 5)
25	Josh Sain, Tennessee State at Detroit (Dec. 8)
25	Jeremiah Crutcher, Tennessee State vs. Alabama A&M (Dec. 15)
25	Marquis Weddle, UT Martin at Austin Peay (Jan. 7)
25	Frank Davis, Tennessee Tech vs. Eastern Kentucky (Jan. 9)
25	Frank Davis, Tennessee Tech vs. Austin Peay (Jan. 21)
25	Marquis Weddle, UT Martin vs. SIU Edwardsville (Jan. 25)
25	Trenton Marshall, Jacksonville State vs. Eastern Illinois (Jan. 30)
25	Jud Dillard, Tennessee Tech at Morehead State (Feb. 6)
25	Marquis Weddle, UT Martin vs. Tennessee State (Feb. 6)
25	Wesley Channels, Austin Peay vs. Oral Roberts (Feb. 20)
25	Kevin Murphy, Tennessee Tech at Appalachian State (Feb. 20)
25	Benzor Simmons, UT Martin at Eastern Kentucky (Feb. 25)

13-Plus Rebound Games

21	Kenneth Faried, Morehead State at Tennessee State (Jan. 28)
19	Kenneth Faried, Morehead State vs. Austin Peay (Jan. 2)
19	Kenneth Faried, Morehead State vs. Jacksonville State (March 2)
18	Kenneth Faried, Morehead State at UT Martin (Dec. 3)
18	Nick Murphy, Jacksonville State vs. Reinhardt (Dec. 12)
18	John Fraley, Austin Peay at Tennessee State (Feb. 13)
17	Kenneth Faried, Morehead State vs. Tennessee Tech (Feb. 6)
16	LaMont Russell, Southeast Missouri at Northern Illinois (Nov. 22)
16	Kenneth Faried, Morehead State vs. East Tennessee State (Dec. 18)
16	Kenneth Faried, Morehead State vs. Southeast Missouri (Jan. 14)
16	Kenneth Faried, Morehead State vs. SIU Edwardsville (Jan. 19)
16	Kenneth Faried, Morehead State at Eastern Kentucky (Jan. 23)
16	Kenneth Faried, Morehead State vs. Eastern Kentucky (Feb. 17)
16	Robert Covington, Tennessee State at Southeast Missouri (Feb. 25)
15	Kenneth Faried, Morehead State vs. Brescia (Nov. 16)
15	Stephen Hall, Jacksonville State vs. UAB (Nov. 17)
15	Kenneth Faried, Morehead State vs. Kent State (Nov. 29)
15	Kenneth Faried, Morehead State at South Dakota (Dec. 28)
15	Kenneth Faried, Morehead State vs. Eastern Illinois (Jan. 16)
14	Kenneth Faried, Morehead State at Murray State (Dec. 5)
14	Ivan Aska, Murray State at East Tennessee State (Dec. 12)
14	Maze Stallworth, Morehead State vs. Weber State (Dec. 22)
14	Kenneth Faried, Morehead State at Tennessee Tech (Jan. 7)
14	John Fraley, Austin Peay vs. Eastern Kentucky (Jan. 28)
14	John Fraley, Austin Peay at UT Martin (Feb. 4)
14	Ousmane Cisse, Eastern Illinois vs. Northern Illinois (Feb. 20)
13	Kenneth Faried, Morehead State vs. Cal State Fullerton (Dec. 23)
13	Ousmane Cisse, Eastern Illinois vs. Jacksonville State (Jan. 2)
13	Lamont Russell, Southeast Missouri at Eastern Illinois (Jan. 9)
13	Kenneth Faried, Morehead State at Jacksonville State (Jan. 9)
13	Anthony Campbell vs. Tennessee State (Jan. 16)

OVC VS. OTHER CONFERENCES

America East	0-0
ACC	0-3
Atlantic Sun	5-2
Atlantic-10	0-3
Big East	0-1
Big Sky	0-1
Big South	1-2
Big Ten	0-3
Big 12	0-4
Big West	2-0
Colonial	1-0
Conference USA	0-3
Great West	3-0
Horizon	1-2
Independents	6-0
Ivy	0-0
Metro Atlantic Athletic	1-1
Mid-American	6-8
MEAC	4-0
Missouri Valley	1-8
Mountain West	0-0
Non-Division I Teams	17-0
Northeast	1-0
Pac-10	0-1
SEC	0-7
Southern	2-3
Southland	2-3
SWAC	1-0
Summitt	2-2
Sun Belt	2-4
West Coast	0-0
Western Athletic	0-2
TOTAL NON-CONFERENCE RECORD	58-63

ALL-TIME OVC COACHING VICTORIES

Austin Peay head coach Dave Loos is in his 20th season with the Governors in 2009-10. His 328 victories as head coach is the most in OVC history, becoming the outright record holder on Dec. 9, 2009. Loos' 20 years as an OVC head coach is second behind only Cal Luther.

1. Dave Loos, APSU (1990-present)	331
2. Cal Luther, MUR/UTM (1958-74, '92-99)	319
3. E.A. Diddle, WKU (1948-64)	296
4. Lake Kelly, APSU (1971-77, '85-90)	189
5. Madison Brooks, ETSU (1957-73)	186
6. Paul McBrayer, EKU (1948-62)	181
7. Bob Laughlin, MOR (1953-65)	166
8. Jimmy Earle, MTSU (1969-79)	164
9. John Oldham, WKU (1964-71)	146
10. Bruce Stewart, MTSU (1984-91)	141

NATIONAL POLLS

Now in its 11th season, CollegeInsider.com produces a weekly Mid-Major Top 25 poll. The poll includes teams from the following conferences: America East, Atlantic Sun, Big Sky, Big South, Big West, Colonial, Horizon, Independents, Ivy, Metro Atlantic, Mid-American, Mid-Eastern, Missouri Valley, Northeast, Ohio Valley, Patriot, Southern, Southland, Southwestern, Summit, Sun Belt and West Coast. The poll is voted on by coaches from the above-mentioned conferences.

COLLEGEINSIDER.COM MID-MAJOR TOP 25 (3/15)

No.	Team	Record	Pts.
1.	Butler (29)	28-4	773
2.	UNI (1)	28-4	743
3.	St. Mary's (1)	26-5	707
4.	Cornell	27-4	688
5.	Gonzaga	26-6	631
6.	Siena	27-6	621
7.	Old Dominion	26-8	591
8.	Oakland	26-8	535
9.	Murray State	30-4	527
10.	Wofford	26-8	447
11.	Sam Houston State	25-7	435
12.	Northern Colorado	24-7	416
13.	Wichita State	25-9	382
14.	Coastal Carolina	28-6	354
15.	Kent State	23-9	279
16.	Weber State	20-10	256
17.	North Texas	24-8	234
18.	Morgan State	27-9	231
19.	Northeastern	20-12	223
20.	Portland	21-10	207
21.	William & Mary	22-10	133
22.	Appalachian State	22-12	110
23.	VCU	22-9	98
24.	Fairfield	22-10	85
25.	UC Santa Barbara	20-9	61

Others (OVC Only): Morehead State (17).

2009-10 SUPERLATIVES

- 13 Stephen Hall, Jacksonville State at UT Martin (Jan. 16)
- 13 Lamont Russell, Southeast Missouri vs. UT Martin (Jan. 21)
- 13 Lamont Russell, Southeast Missouri at Tennessee Tech (Jan. 30)
- 13 Kenneth Faried, Morehead State at Austin Peay (Jan. 31)
- 13 Nick Murphy, Jacksonville State vs. UT Martin (Feb. 11)
- 13 Lamont Russell, Southeast Missouri vs. Austin Peay (Feb. 27)

8-Plus Assist Games

- 12 Lucas Nutt, Southeast Missouri vs. Williams Baptist (Dec. 12)
- 11 Isacc Miles, Murray State vs. Tennessee State (March 2)
- 10 Brandon Shingles, Morehead State vs. Kent State (Nov. 29)
- 10 Dominique Shellman, Jacksonville State vs. Tennessee State (Jan. 21)
- 9 Brandon Shingles, Morehead State at UT Martin (Dec. 3)
- 9 Dominique Shellman, Jacksonville State vs. Southeast Missouri (Jan. 28)
- 9 Jeremy Granger, Eastern Illinois at UT Martin (Feb. 16)
- 9 Demonte Harper, Morehead State vs. UT Martin (Feb. 27)
- 8 Dominique Shellman, Jacksonville State vs. West Alabama (Nov. 14)
- 8 Elijah Muhammad, Tennessee Tech at Lipscomb (Nov. 19)
- 8 Brandon Shingles, Morehead State vs. East Tennessee State (Dec. 18)
- 8 Caleb Brown, Austin Peay at Missouri (Dec. 27)
- 8 Elijah Muhammad, Tennessee Tech at Eastern Illinois (Jan. 4)
- 8 Caleb Brown, Austin Peay vs. UT Martin (Jan. 7)
- 8 Brandon Shingles, Morehead State vs. Eastern Illinois (Jan. 16)
- 8 Anthony Allison, Southeast Missouri at Eastern Kentucky (Jan. 16)
- 8 Justin Stommes, Eastern Kentucky vs. Southeast Missouri (Jan. 16)
- 8 Cataurius Taylor, UT Martin vs. Jacksonville State (Jan. 16)
- 8 Dominique Shellman, Jacksonville State vs. Austin Peay (Jan. 23)
- 8 Sam Pearson, Southeast Missouri at UT Martin (Feb. 9)
- 8 Elijah Muhammad, Tennessee Tech at Tennessee State (Feb. 15)
- 8 Wil Peters, Tennessee State vs. Tennessee Tech (Feb. 15)
- 8 Demonte Harper, Morehead State vs. Murray State (Feb. 25)

5-Plus Steal Games

- 6 Dewayne Wright, Eastern Illinois vs. Franklin College (Dec. 22)
- 6 Wesley Channels, Austin Peay at Morehead State (Jan. 2)
- 6 Danero Thomas, Murray State vs. UT Martin (Jan. 4)
- 6 Tony Easley, Murray State at Southeast Missouri (Jan. 23)
- 5 Brandon Shingles, Morehead State vs. Brescia (Nov. 16)
- 5 Danero Thomas, Murray State at FIU (Nov. 23)
- 5 B.J. Jenkins, Murray State vs. Tennessee Wesleyan (Nov. 28)
- 5 Delrico Lane, UT Martin vs. Eastern Kentucky (Dec. 5)
- 5 Isacc Miles, Murray State at East Tennessee State (Dec. 12)
- 5 B.J. Jenkins, Murray State at Louisiana Tech (Dec. 15)
- 5 Maze Stallworth, Morehead State at South Dakota (Dec. 28)
- 5 Elijah Muhammad, Tennessee Tech at Southeast Missouri (Jan. 2)
- 5 Cataurius Taylor, UT Martin vs. Jacksonville State (Jan. 16)
- 5 Brandon Shingles, Morehead State vs. SIU Edwardsville (Jan. 19)
- 5 B.J. Jenkins, Murray State at Eastern Illinois (Jan. 21)
- 5 Frank Davis, Tennessee Tech vs. Austin Peay (Jan. 21)
- 5 Elijah Muhammad, Tennessee Tech vs. Eastern Illinois (Jan. 28)
- 5 Donte Poole, Murray State vs. Tennessee State (Feb. 4)

5-Plus Block Games

- 7 Tony Easley, Murray State at UT Martin (Jan. 30)
- 7 Tony Easley, Murray State vs. Southeast Missouri (Feb. 16)
- 6 James Hollowell, Eastern Illinois vs. Jacksonville State (Jan. 2)
- 6 Bassey Inameti, Tennessee Tech vs. UT Martin (Feb. 13)
- 6 Tony Easley, Murray State vs. Tennessee State (March 2)
- 5 Tony Easley, Murray State vs. James Madison (Nov. 20)
- 5 Amadou Mbodji, Jacksonville State vs. Reinhardt (Dec. 12)
- 5 Tony Easley, Murray State vs. Chattanooga (Dec. 19)
- 5 Tony Easley, Murray State vs. Eastern Illinois (Jan. 11)
- 5 Kenneth Faried, Morehead State at Austin Peay (Jan. 31)
- 5 Kenneth Faried, Morehead State vs. UT Martin (Feb. 27)
- 5 James Hollowell, Eastern Illinois vs. Murray State (March 5)

6-Plus 3-Pointers Made

- 9 Jeremy Bynum, Jacksonville State vs. Norfolk State (Dec. 15)
- 7 Frank Davis, Tennessee Tech at Morehead State (Feb. 6)
- 6 Derek Thompson, Southeast Missouri vs. Williams Baptist (Dec. 12)
- 6 Frank Davis, Tennessee Tech at Southeast Missouri (Jan. 2)
- 6 Frank Davis, Tennessee Tech at Eastern Illinois (Jan. 4)
- 6 Trenton Marshall, Jacksonville State vs. Eastern Illinois (Jan. 30)
- 6 Maze Stallworth, Morehead State at Eastern Illinois (Feb. 11)
- 6 Maze Stallworth, Morehead State at Southeast Missouri (Feb. 13)
- 6 Jeremiah Crutcher, Tennessee State vs. Tennessee Tech (Feb. 15)
- 6 Marland Smith, Southeast Missouri at Miami (Ohio) (Feb. 20)

2010-11 OVC SIGNEES

Below are lists of players who have signed National Letters of Intent at OVC schools during the early signing period.

AUSTIN PEAY

Thomas Greer, G - 6'5 - Atwood Tenn. (West Carroll)
Joe Harms, F/C - 6'3 - Belleville, Ill. (Belleville Althoff)
Matt Hasse, C - 6'9 - Napierville, Ill. (Napierville)
Will Triggs, F - 6'6, Edwardsville, Ill. (Edwardsville)

EASTERN ILLINOIS

Isaac Smith III, G - 6'2 - Chicago, Ill. (St. Leo Catholic)
Tommy Woodridge, G - 6'2 - Chicago, Ill. (Foreman)

EASTERN KENTUCKY

Taylor Filipek, G/F - 6'6 - Willmar, Minn. (Willmar)
Jeff Johnson, F - 6'8 - Champaign, Ill. (Centennial)
Jabs Newby, G - 6'2 - Toronto, Canada (Mountain St. Acad.)

JACKSONVILLE STATE

Jordan Cornelius, F - 6'9 - Jackson, Miss. (Lanier)
Derick Denny, G - 6'4 - Seymour, Wis. (Kansas City CC)
Abner Kemps, F - 6'10 - Spring Lake, Mich. (Casper Col.)

MOREHEAD STATE

Kevin Grey, G - 6'1 - Reynoldsburg, Ohio (Reynoldsburg)
Romaric Lasme, F - 6'7 - Port-Gentil, Gabon (Laramie Co. CC)
Arthur McMillan, F - 6'5 - Nashville, Tenn. (Hillsboro)
P.J. Meyers, G - 5'7 - Augusta, Ga. (Chattanooga State CC)
Robert Wade, F - 6'7 - Nashville, Tenn. (Maplewood)
Shannon Williams, F - 6'8 - Detroit, Mich. (Cass Tech)

MURRAY STATE

Chris Griffin, F - 6'7 - Tallahassee, Fla. (Leon)
Shawn Jackson, C - 6'9 - Live Oak, Fla. (Melody Christian)

SOUTHEAST MISSOURI

Waylon Jones, F - 6'9 - Atlanta, Ga. (Albany Tech CC)

SIU EDWARDSVILLE

Alex Brown, F - 6'9 - Herrin, Ill. (Herrin)
Gerald Jones, G - 6'0 - St. Louis, Mo. (McCluer South-Berkeley)
Michael Messer, G - 6'5 - Wildwood, Mo. (Lafayette)

TENNESSEE STATE

Michael Green, C - 6'9 - Columbia, S.C. (Ridgeview)
Sidney Harris, G - 5'10 - Griffin, Ca. (Chattahoochee CC)
Patrick Miller, G - 6'0 - Chicago, Ill. (Hales Franciscan)
Malcolm Rhett, F - 6'8 - Hopkins, S.C. (Lower Richland)

TENNESSEE TECH


Javon McKay, G - 6'5 - Dunwoody, Ga. (Dunwoody)

UT MARTIN

none

OVC PLAYERS AMONG NCAA STATISTICAL LEADERS

The below list contains any Ohio Valley Conference players ranked in the Top 100 of the NCAA Division I national leaders. **Rankings are through games played on March 14.**

TEAM LEADERS		BLOCKED SHOTS/GAME		DOUBLE-DOUBLES					
SCORING OFFENSE		18. Murray State	5.6	2. Kenneth Faried, MOR	23				
28. Murray State	77.5	43. Jacksonville State	4.7	SINGLE-GAME HIGHS					
53. Tennessee Tech	74.2	STEALS/GAME		FIELD GOAL PERCENTAGE					
93. Austin Peay	72.5	5. Murray State	10.0	5. Jud Dillard, TTU	91.7% (11-12)				
SCORING DEFENSE		13. Morehead State	8.9	3-POINTERS MADE IN A GAME					
21. Murray State	60.5	47. Tennessee State	7.9	10. Jeremy Bynum, JSU	9				
46. Morehead State	62.6	TURNOVERS/GAME		3-POINT FIELD GOAL PERCENTAGE					
92. Eastern Illinois	65.3	3. Eastern Kentucky	9.5	16. Frank Davis, TTU	77.8% (7-9)				
SCORING MARGIN		TURNOVER MARGIN		FREE THROW PERCENTAGE					
3. Murray State	+17.0	6. Eastern Kentucky	+4.3	1. Robert Covington, TSU	1.000 (13-13)				
45. Morehead State	+8.4	37. Murray State	+2.6	1. Nick Murphy, JSU	1.000 (12-12)				
98. Eastern Kentucky	+4.6	89. Morehead State	+1.4	1. Sam Pearson, SEMO	1.000 (12-12)				
FIELD GOAL PERCENTAGE		PERSONAL FOULS/GAME		1. Nick Murphy, JSU	1.000 (10-10)				
3. Murray State	50.3%	45. Eastern Kentucky	16.6	REBOUNDS					
35. Tennessee Tech	46.9%	53. Eastern Illinois	16.7	8. Kenneth Faried, MOR	21				
36. Eastern Kentucky	46.9%	67. Murray State	17.1	POINTS					
50. Eastern Illinois	46.2%	73. Austin Peay	17.1	14. Southeast Missouri	116				
70. Austin Peay	45.5%	INDIVIDUAL LEADERS		3-POINTERS MADE					
FIELD GOAL PERCENTAGE DEFENSE		POINTS/GAME		15. Eastern Kentucky	17				
11. Murray State	38.6%	77. Trenton Marshall, JSU	17.7	FREE THROW PERCENTAGE					
49. Eastern Illinois	40.4%	FIELD GOAL PERCENTAGE		10. Eastern Illinois	95.5% (21-22)				
3-POINT FIELD GOALS PER GAME		18. Kenneth Faried, MOR	56.2%	HOME COURT WINNING STREAK					
2. Eastern Kentucky	9.9	97. Anthony Campbell, APSU	48.6%	5. Murray State	19				
28. Tennessee State	8.1	3-POINTERS MADE/GAME		14. Morehead State	13				
77. Morehead State	7.1	42. Frank Davis, TTU	2.8						
3-POINT PERCENTAGE		58. Maze Stallworth, MOR	2.6						
15. Eastern Kentucky	39.5%	3-POINT PERCENTAGE							
27. Tennessee Tech	38.3%	3. Frank Davis, TTU	44.4%			FREE THROW PERCENTAGE			
42. Morehead State	37.4%	37. Maze Stallworth, MOR	39.2%			20. Jeremy Granger, EIU	87.5%		
50. Tennessee State	37.2%	67. Tyler Laser, EIU							
63. Murray State	36.8%	73. Elijah Muhammad, TTU							
72. Austin Peay	36.6%	REBOUNDS/GAME							
78. Jacksonville State	36.4%	2. Kenneth Faried, MOR	13.0			ASSISTS/GAME			
3-POINT PERCENTAGE DEFENSE		50. Brandon Shingles, MOR							
none		87. Elijah Muhammad, TTU							
FREE THROW PERCENTAGE		91. Dominique Shellman, JSU							
39. Jacksonville State	73.2%	BLOCKED SHOTS/GAME							
57. Eastern Kentucky	72.5%	16. Tony Easley, MUR	2.7			STEALS/GAME			
73. Eastern Illinois	72.1%	58. Kenneth Faried, MOR	1.9			ASSIST-TO-TURNOVER RATIO			
REBOUND MARGIN		77. Amadou Mbodji, JSU	1.8			44. Caleb Brown, APSU			
4. Morehead State	+8.0	54. Jeremy Granger, EIU							
18. Murray State	+6.0	75. Brandon Shingles, MOR							
91. Eastern Illinois	+2.6	89. B.J. Jenkins, MUR							
ASSISTS/GAME		26. Murray State							
26. Murray State	15.6	27. Eastern Kentucky							
27. Eastern Kentucky	15.6	37. Jacksonville State							
37. Jacksonville State	15.2	43. Eastern Illinois							
43. Eastern Illinois	15.0	89. Morehead State							
89. Morehead State	14.1	ASSIST-TO-TURNOVER RATIO							
ASSIST-TO-TURNOVER RATIO		2. Eastern Kentucky							
2. Eastern Kentucky	1.64	67. Eastern Illinois							
67. Eastern Illinois	1.11	72. Jacksonville State							
72. Jacksonville State	1.10	87. Murray State							
87. Murray State	1.07								

OVC COACHING RECORDS

Coach. School	OVC-Only Games				All Games*				Overall Career Record			
	<u>Yrs.</u>	<u>W</u>	<u>L</u>	<u>Pct.</u>	<u>W</u>	<u>L</u>	<u>Pct.</u>		<u>Yrs.</u>	<u>W</u>	<u>L</u>	<u>Pct.</u>
Dave Loos, Austin Peay	20	210	128	.621	331	276	.545		24	413	329	.557
Mike Miller, Eastern Illinois	5	36	60	.375	54	93	.367		10	141	171	.452
Jeff Neubauer, Eastern Kentucky	5	55	41	.573	87	69	.558		5	87	69	.558
James Green, Jacksonville State	2	12	24	.333	22	36	.379		13	189	196	.491
Donnie Tyndall, Morehead State	4	47	29	.618	70	59	.543		4	70	59	.543
Billy Kennedy, Murray State	4	56	20	.737	83	43	.659		12	187	169	.525
Dickey Nutt, Southeast Missouri	1	3	15	.167	7	23	.233		14	196	210	.483
Lennox Forrester, SIU Edwardsville	-	-	-	-	-	-	-		3	31	54	.365
John Cooper, Tennessee State	1	6	12	.333	9	23	.281		1	9	23	.281
Mike Sutton, Tennessee Tech	8	80	64	.556	129	117	.524		8	129	117	.524
Jason James, UT Martin	1	1	17	.056	4	25	.138		1	4	25	.138

2009-10 PRESEASON HONORS/AWARDS

OVC PRESEASON HONORS (COACHES/SID'S)

Predicted Order of Finish

1. Morehead State (10)	154
Murray State (10)	154
3. Austin Peay	114
4. Eastern Illinois	105
5. Eastern Kentucky	93
6. Jacksonville State	86
7. Tennessee Tech	76
8. UT Martin	55
9. Tennessee State	44
10. Southeast Missouri	19

Preseason Player of the Year

Kenneth Faried, Morehead State

Preseason All-OVC Team

F - Ivan Aska, Murray State
G - Wesley Channels, Austin Peay
F - Darius Cox, Tennessee State
C - Kenneth Faried, Morehead State
G - Tyler Laser, Eastern Illinois
G - Romain Martin, Eastern Illinois
G - Isacc Miles, Murray State
F - Maze Stallworth, Morehead State
G - Justin Stommes, Eastern Kentucky
F - Danero Thomas, Murray State

ATHLON MAGAZINE

Predicted Order of Finish

1. Morehead State
2. Murray State
3. Eastern Illinois
4. Austin Peay
5. Eastern Kentucky
6. UT Martin
7. Jacksonville State
8. Tennessee Tech
9. Southeast Missouri
10. Tennessee State

Preseason Player of the Year

Kenneth Faried, Morehead State

Preseason All-OVC Team

G - Wesley Channels, Austin Peay
G - Romain Martin, Eastern Illinois
F - Maze Stallworth, Morehead State
F - Danero Thomas, Murray State
C - Kenneth Faried, Morehead State

BASKETBALL TIMES

Predicted Order of Finish

1. Murray State
2. Morehead State
3. Austin Peay
4. UT Martin
5. Eastern Kentucky
6. Eastern Illinois
7. Tennessee State
8. Tennessee Tech
9. Jacksonville State
10. Southeast Missouri

BLUE RIBBON YEARBOOK

Predicted Order of Finish

1. Murray State
2. Morehead State
3. Eastern Illinois
4. Austin Peay
5. Jacksonville State
6. Tennessee Tech
7. Eastern Kentucky
8. Tennessee State
9. UT Martin
10. Southeast Missouri

Preseason Player of the Year

Kenneth Faried, Morehead State

Newcomer of the Year

Trenton Marshall, Jacksonville State

Preseason All-OVC Team

G - Wesley Channels, Austin Peay
G - Romain Martin, Eastern Illinois
F - Darius Cox, Tennessee State
F - Danero Thomas, Murray State
C - Kenneth Faried, Morehead State

BLUE RIBBON YEARBOOK

Predicted Order of Finish

1. Morehead State
2. Murray State
3. Austin Peay
4. Eastern Illinois
5. UT Martin
6. Eastern Kentucky
7. Southeast Missouri
8. Tennessee Tech
9. Tennessee State
10. Jacksonville State

Preseason Player of the Year

Kenneth Faried, Morehead State

Newcomer of the Year

Shaun Pratl, Eastern Illinois

Preseason All-OVC First Team

G - Wesley Channels, Austin Peay
G - Romain Martin, Eastern Illinois
F - Isacc Miles, Murray State
F - Danero Thomas, Murray State
C - Kenneth Faried, Morehead State

Preseason All-OVC Second Team

G - Marquis Weddle, UT Martin
G - Jeremy Bynum, Jacksonville State
G - Demonte Harper, Morehead State
F - Maze Stallworth, Morehead State
F - Kevin Murphy, Tennessee Tech

SPORTING NEWS

Predicted Order of Finish

1. Morehead State
2. Murray State
3. Austin Peay
4. Eastern Kentucky
5. Jacksonville State
6. Eastern Illinois
7. Tennessee Tech
8. UT Martin
9. Tennessee State
10. Southeast Missouri

Preseason Player of the Year

Kenneth Faried, Morehead State

Newcomer of the Year

Trenton Marshall, Jacksonville State

Top Coach

Dave Loos, Austin Peay

Preseason All-OVC Team

G - Wesley Channels, Austin Peay
G - Marquis Weddle, UT Martin
G - Romain Martin, Eastern Illinois
F - Danero Thomas, Murray State
C - Kenneth Faried, Morehead State

YAHOO BASKETBALL PREVIEW

Predicted Order of Finish

1. Morehead State
2. Murray State
3. Eastern Illinois
4. Austin Peay
5. Jacksonville State
6. Eastern Kentucky
7. UT Martin
8. Tennessee Tech
9. Tennessee State
10. Southeast Missouri

Preseason Player of the Year

Kenneth Faried, Morehead State

Newcomer of the Year

Jay-R Strowbridge, Jacksonville State

Preseason All-OVC First Team

G - Wesley Channels, Austin Peay
G - Romain Martin, Eastern Illinois
F - Ivan Aska, Murray State
F - Danero Thomas, Murray State
C - Kenneth Faried, Morehead State

Preseason All-OVC Second Team

G - Marquis Weddle, UT Martin
G - Isacc Miles, Murray State
F - Maze Stallworth, Morehead State
F - Kevin Murphy, Tennessee Tech
F - Josh Taylor, Eastern Kentucky

2009-10 COMPOSITE SCHEDULE/RESULTS

Tuesday, November 3

@Tennessee State 91, Trevecca Nazarene 62 (exhibition)

Wednesday, November 4

@Morehead State 90, Cedarville 58 (exhibition)
@SIU Edwardsville 94, MacMurray 64 (exhibition)

Thursday, November 5

@Southeast Missouri 75, Harris-Stowe 67 (exhibition)
@Austin Peay 95, Oakland City 75 (exhibition)
Bethel at Murray State, 7:00 p.m. (exhibition)
@Tennessee Tech 85, Bluefield 78 (exhibition)

Saturday, November 7

Illinois College 78, @SIU Edwardsville 76 (exhibition)
Central Missouri 81, @Austin Peay 68 (exhibition)

Monday, November 9

@#12 California 75, Murray State 70
@Morehead State 91, Asbury 57 (exhibition)
@Jacksonville State 77, West Georgia 61 (exhibition)
@UT Martin 92, Rhodes College 63 (exhibition)

Tuesday, November 10

@Southeast Missouri 81, Ouachita Baptist 59 (exhibition)
@Eastern Illinois 72, Olivet Nazarene 70 (exhibition)

Friday, November 13

@#4 Kentucky 75, Morehead State 59
@#10 Tennessee 83, Austin Peay 54
Siena 85, @Tennessee State 63
@#18 Minnesota 87, Tennessee Tech 50
@#23 Illinois 96, SIU Edwardsville 69

Saturday, November 14

@Jacksonville State 93, West Alabama 64
Eastern Illinois 72, @Toledo 62
@Eastern Kentucky 102, West Virginia Wesleyan 71
@Murray State 92, Missouri-St. Louis 54
@Saint Louis 59, Southeast Missouri 41
@Southern Illinois 91, UT Martin 63

Sunday, November 15

Austin Peay 80, @Akron 77
Illinois State 82, @SIU Edwardsville 60

Monday, November 16

@Morehead State 86, Brescia 51
Tennessee Tech 71, @Central Arkansas 67

Tuesday, November 17

@Missouri 83, UT Martin 68
UAB 87, @Jacksonville State 62

Wednesday, November 18

IUPUI 69, @Eastern Illinois 66
Arkansas State 73, @Southeast Missouri 49
@Evansville 76, SIU Edwardsville 46

Thursday, November 19

@Pittsburgh 71, Eastern Kentucky 60
Tennessee Tech 92, @Lipscomb 89

Friday, November 20

@UT Martin 79, Harris Stowe 67
Murray State 71, James Madison 43 (Miami, Fla.)
@Northern Illinois 85, Tennessee State 57
@Memphis 92, Tennessee Tech 59
IUPUI 77, Austin Peay 63 (Daytona Beach, Fla.)

Saturday, November 21

@Ball State 57, SIU Edwardsville 47
@Jacksonville State 89, Georgia Southern 67
@Eastern Illinois 93, Eureka College 64
Louisiana-Monroe 74, @Morehead State 73
North Carolina State 66, Austin Peay 59 (Daytona Beach, Fla.)

Sunday, November 22

@Northwestern 69, Tennessee State 62
Southeast Missouri 70, @Northern Illinois 64 (OT)
Austin Peay 69, Niagara 67 (Daytona Beach, Fla.)
Murray State 84, North Carolina Central 61 (Miami, Fla.)

Monday, November 23

@Eastern Kentucky 68, Fairleigh Dickinson 39
Murray State 84, @FIU 71
Oakland 77, @Tennessee Tech 56

Tuesday, November 24

@Eastern Kentucky 67, UC Irvine 57
Eastern Michigan 86, @Southeast Missouri 76
@Iowa State 84, Tennessee State 53
@Southeastern Louisiana 77, Jacksonville State 73
Eastern Illinois 82, @Chicago State 68

Wednesday, November 25

@Eastern Kentucky 74, UTSA 72
Tennessee Tech 72, @Southern Utah 65
@Arkansas State 80, UT Martin 66

Friday, November 27

Tennessee State 73, Kennesaw State 67 (Chicago, Ill.)
@Georgia 67, Jacksonville State 64

@#1 Kansas 112, Tennessee Tech 75

St. Bonaventure 67, Southeast Missouri 44 (Normal, Ill.)

Saturday, November 28

Lipscomb 67, @SIU Edwardsville 64
Belmont 95, @Eastern Illinois 62
@Eastern Kentucky 81, FIU 67
@Illinois State 93, Southeast Missouri 53
Drake 78, @Austin Peay 72
@Murray State 108, Tennessee Wesleyan 49
Liberty 63, Tennessee State 60 (Chicago, Ill.)

Sunday, November 29

Southeast Missouri 75, Norfolk State 54 (Normal, Ill.)
Kent State 63, @Morehead State 57

Monday, November 30

@Austin Peay 99, Freed-Hardeman 61
@Belmont 69, Tennessee State 60

Tuesday, December 1

Chattanooga 80, @Jacksonville State 71
IPFW 69, @SIU Edwardsville 64
Evansville 91, @Tennessee Tech 90 (2OT)

Thursday, December 3

*@Murray State 62, Eastern Kentucky 60
*Morehead State 74, @UT Martin 66
*Eastern Illinois 83, @Tennessee State 81 (3OT)
*@Austin Peay 76, Southeast Missouri 71 (OT)

Friday, December 4

SIU Edwardsville 60, @Drake 58

Saturday, December 5

*@Jacksonville State 83, Tennessee Tech 72
*Eastern Kentucky 85, @UT Martin 74
*@Austin Peay 73, Eastern Illinois 60
*Southeast Missouri 74, @Tennessee State 66
*@Murray State 86, Morehead State 56
SIU Edwardsville 71, UT Arlington 67 (Des Moines, Iowa)

Tuesday, December 8

Tennessee State 70, @Detroit 69

Wednesday, December 9

Austin Peay 68, @Ohio 66
@Eastern Kentucky 74, Ohio Valley 58
@Missouri State 79, UT Martin 51
Western Michigan 69, @Eastern Illinois 58
Southern Illinois 86, @Southeast Missouri 65

Thursday, December 10

@Lipscomb 94, SIU Edwardsville 74

Saturday, December 12

@Tennessee Tech 86, Ball State 81 (OT)
Murray State 61, @East Tennessee State 57
@Maryland 83, Eastern Kentucky 72
@Jacksonville State 79, Reinhardt 53
Central Arkansas 81, @UT Martin 71
@Austin Peay 85, Marian (Ind.) 55
Eastern Illinois 44, @Western Illinois 41
@Southeast Missouri 116, Williams Baptist 60

Sunday, December 13

@Middle Tennessee 83, SIU Edwardsville 58

Tuesday, December 15

@Morehead State 81, St. Catharine 53
@Louisiana Tech 87, Murray State 81
@Jacksonville State 95, Norfolk State 78
@Tennessee State 80, Alabama A&M 77

Friday, December 18

@Morehead State 60, East Tennessee State 58

Saturday, December 19

@Ohio 74, Eastern Kentucky 62
@Murray State 73, Chattanooga 62
@Vanderbilt 84, Tennessee State 71
@#3 Kentucky 90, Austin Peay 69
Eastern Illinois 63, @Belmont 60
@Evansville 84, UT Martin 63
@Tennessee Tech 97, Bryan College 44

Sunday, December 20

Loyola (Chicago) 79, @SIU Edwardsville 61

Monday, December 21

Nicholls State 60, @Jacksonville State 55
@Utah State 79, Morehead State 72

Tuesday, December 22

@Memphis 87, Southeast Missouri 57
@Florida State 95, UT Martin 68
Weber State 66, Morehead State 64 (Logan, Utah)
@Austin Peay 71, Evansville 68
@#4 Purdue 90, SIU Edwardsville 63
@Eastern Illinois 100, Franklin College 40
@Western Kentucky 83, Murray State 72

Wednesday, December 23

Morehead State 69, Cal State Fullerton 62 (Logan, Utah)

Tuesday, December 27

@Missouri 94, Austin Peay 79

Monday, December 28

Morehead State 66, @South Dakota 64
UMKC 63, @SIU Edwardsville 54

Tuesday, December 29

Eastern Kentucky 76, Morgan State 62 (Chattanooga, Tenn.)
@#16 Ole Miss 90, Jacksonville State 75
@Saint Louis 60, Eastern Illinois 42

Wednesday, December 30

@UT Martin 71, Westminster 59
Chattanooga 68, Eastern Kentucky 54
Murray State 82, @SIU Edwardsville 51
@Tennessee Tech 95, Union College 46
@Alabama 77, Tennessee State 65

Saturday, January 2

*@Eastern Illinois 50, Jacksonville State 48
*@Eastern Kentucky 79, Tennessee State 71
*Tennessee Tech 82, @Southeast Missouri 73
*@Morehead State 68, Austin Peay 65 (OT)

Monday, January 4

*@Eastern Kentucky 76, Austin Peay 71
*@Morehead State 72, Tennessee State 66
*@Murray State 83, UT Martin 59
*@Eastern Illinois 97, Tennessee Tech 93 (OT)
*@Southeast Missouri 78, Jacksonville State 66

Tuesday, January 5

Milwaukee 83, @SIU Edwardsville 73

Thursday, January 7

*@Jacksonville State 68, Eastern Kentucky 65
*@Austin Peay 90, UT Martin 72
*Morehead State 77, @Tennessee Tech 64
*Murray State 80, @Tennessee State 59

Saturday, January 9

*@Eastern Illinois 88, Southeast Missouri 68
*Morehead State 78, @Jacksonville State 71
*@Tennessee State 73, UT Martin 59
*Murray State 69, @Austin Peay 53
*Eastern Kentucky 78, @Tennessee Tech 73
@South Dakota 100, SIU Edwardsville 76

Monday, January 11

*@Murray State 75, Eastern Illinois 59

Tuesday, January 12

@Kennesaw State 71, SIU Edwardsville 60
@Iowa 67, Tennessee State 62

Thursday, January 14

*@Eastern Kentucky 67, Eastern Illinois 59
*@Morehead State 80, Southeast Missouri 40
*@Murray State 92, Jacksonville State 68
*Tennessee Tech 76, @UT Martin 63

Saturday, January 16

*@Austin Peay 79, Tennessee State 77
*@Morehead State 73, Eastern Illinois 51
*@Eastern Kentucky 79, Southeast Missouri 63
*Jacksonville State 73, @UT Martin 63
*@Murray State 88, Tennessee Tech 66

Tuesday, January 19

@Eastern Kentucky 74, Chicago State 50
@Morehead State 66, SIU Edwardsville 46

Thursday, January 21

*@Jacksonville State 85, Tennessee State 67
*@Tennessee Tech 94, Austin Peay 90
*Murray State 60, @Eastern Illinois 51
*@Southeast Missouri 77, UT Martin 63
@SIU Edwardsville 92, Robert Morris (Ill.) 71

Saturday, January 23

*Austin Peay 66, @Jacksonville State 64 (OT)
*@Eastern Illinois 60, UT Martin 46
*Morehead State 69, @Eastern Kentucky 53
*@Tennessee Tech 61, Tennessee State 56
*Murray State 80, @Southeast Missouri 61

Monday, January 25

@UT Martin 68, SIU Edwardsville 52

Wednesday, January 27

@Murray State 86, SIU Edwardsville 49

Thursday, January 28

*@Austin Peay 80, Eastern Kentucky 76
*@Tennessee Tech 75, Eastern Illinois 65
*Morehead State 65, @Tennessee State 50
*@Jacksonville State 58, Southeast Missouri 55

Saturday, January 30

*Murray State 77, @UT Martin 45
*@Jacksonville State 70, Eastern Illinois 55
*@Tennessee Tech 82, Southeast Missouri 68

Sunday, January 31

*@Austin Peay 56, Morehead State 55
*Eastern Kentucky 75, @Tennessee State 58

Tuesday, February 2

@Southeast Missouri 68, SIU Edwardsville 49

Thursday, February 4

*@Eastern Kentucky 76, Tennessee Tech 58
*@Morehead State 94, Jacksonville State 75
*Austin Peay 74, @UT Martin 69
*@Murray State 76, Tennessee State 54

Friday, February 5

South Dakota 91, @SIU Edwardsville 69

Saturday, February 6

*@Eastern Kentucky 66, Jacksonville State 65
*Tennessee State 74, @UT Martin 68
*@Morehead State 84, Tennessee Tech 75
*@Murray State 65, Austin Peay 63
*Eastern Illinois 75, @Southeast Missouri 49

Sunday, February 7

North Dakota 57, @SIU Edwardsville 50

Tuesday, February 9

*@UT Martin 73, Southeast Missouri 70

Thursday, February 11

*Murray State 94, @Tennessee Tech 62
*@Jacksonville State 80, @UT Martin 68
*Eastern Kentucky 59, @Southeast Missouri 56
*@Eastern Illinois 76, Morehead State 75

Saturday, February 13

*Murray State 75, @Jacksonville State 67
*@Eastern Illinois 77, Eastern Kentucky 54
*@Tennessee State 76, Austin Peay 67
*@Tennessee Tech 70, UT Martin 61
*Morehead State 73, @Southeast Missouri 54

Monday, February 15

*@Austin Peay 83, Jacksonville State 63
*@Tennessee State 109, Tennessee Tech 102 (OT)

Tuesday, February 16

*@Murray State 80, Southeast Missouri 68
*Eastern Illinois 83, @UT Martin 68

Wednesday, February 17

*@Morehead State 77, Eastern Kentucky 64
*@Tennessee State 76, Jacksonville State 57

Thursday, February 18

SIU Edwardsville 91, @North Dakota 76
*@Austin Peay 77, Tennessee Tech 72 (OT)

Saturday, February 20

ESPN BracketBusters
@Murray State 75, Morgan State 66
@Ball State 68, UT Martin 52
@Miami (Ohio) 69, Southeast Missouri 53
@Illinois State 71, Morehead State 62
@Central Michigan 79, Tennessee State 73
@Eastern Illinois 73, Northern Illinois 70
@Eastern Kentucky 77, Winthrop 57
@Appalachian State 81, Tennessee Tech 68
@Cal State Fullerton 78, SIU Edwardsville 74
Presbyterian 59, @Jacksonville State 55
Oral Roberts 89, @Austin Peay 80

Tuesday, February 23

@IPFW 78, SIU Edwardsville 40

Thursday, February 25

*@Eastern Kentucky 84, UT Martin 60
*@Morehead State 70, Murray State 65
*@Eastern Illinois 83, Austin Peay 73
*Tennessee State 74, @Southeast Missouri 67
@SIU Edwardsville 76, Hannibal-LaGrange 66

Saturday, February 27

*@Eastern Illinois 66, Tennessee State 61
*Murray State 88, @Eastern Kentucky 74
*@Morehead State 73, UT Martin 63
*@Tennessee Tech 72, Jacksonville State 62
*Austin Peay 71, @Southeast Missouri 68 (OT)

Tuesday, March 2

OVC Tournament First Round (campus sites)
@#2 Morehead State 87, #7 Jacksonville State 54
@#1 Murray State 84, #8 Tennessee State 51
#6 Tennessee Tech 68, @#3 Austin Peay 65
@#4 Eastern Illinois 68, #5 Eastern Kentucky 61

Friday, March 5

OVC Tournament Semifinals, 6 & 8:00 p.m. (TV: ESPNU)
(Sommet Center - Nashville, Tenn.)

Saturday, March 6

OVC Tournament Championship, 7:00 p.m. (TV: ESPN2)
(Sommet Center - Nashville, Tenn.)

* - Denotes OVC contest

All Times CENTRAL; dates and times subject to change

**2009-10 Ohio Valley Conference
CONFERENCE BASKETBALL STATISTICS
Through games of Mar 16, 2010**

SCORING OFFENSE	G	W-L	Pts	Avg/G
1. Murray State	3	3-0	201	67.0
2. Austin Peay	1	0-1	65	65.0
3. Morehead State	2	1-1	127	63.5
4. Eastern Kentucky	1	0-1	61	61.0
5. Tennessee State	1	0-1	51	51.0
6. Tennessee Tech	1	0-1	47	47.0
7. UT Martin	0	0-0	0	0.0
Eastern Illinois	0	0-0	0	0.0
Jacksonville State	0	0-0	0	0.0
Southeast Missouri	0	0-0	0	0.0

SCORING DEFENSE	G	Pts	Avg/G
Southeast Missouri	0	0	0.0
Jacksonville State	0	0	0.0
Eastern Illinois	0	0	0.0
UT Martin	0	0	0.0
5. Murray State	3	153	51.0
6. Morehead State	2	109	54.5
7. Austin Peay	1	68	68.0
Eastern Kentucky	1	68	68.0
9. Tennessee Tech	1	76	76.0
10. Tennessee State	1	84	84.0

SCORING MARGIN	G	Offense	Defense	Margin
1. Murray State	3	67.0	51.0	+16.0
2. Morehead State	2	63.5	54.5	+9.0
3. Eastern Illinois	0	0.0	0.0	+0.0
UT Martin	0	0.0	0.0	+0.0
Jacksonville State	0	0.0	0.0	+0.0
Southeast Missouri	0	0.0	0.0	+0.0
7. Austin Peay	1	65.0	68.0	-3.0
8. Eastern Kentucky	1	61.0	68.0	-7.0
9. Tennessee Tech	1	47.0	76.0	-29.0
10. Tennessee State	1	51.0	84.0	-33.0

FREE THROW PCT	G	FTM	FTA	Pct.
1. Morehead State	2	28	31	.903
2. Tennessee Tech	1	16	21	.762
3. Murray State	3	41	56	.732
4. Austin Peay	1	16	26	.615
5. Eastern Kentucky	1	3	5	.600
6. Tennessee State	1	5	9	.556
7. Jacksonville State	0	0	0	.000
UT Martin	0	0	0	.000
Eastern Illinois	0	0	0	.000
Southeast Missouri	0	0	0	.000

FIELD GOAL PERCENTAGE	G	FGM	FGA	Pct.
1. Austin Peay	1	22	41	.537
2. Murray State	3	70	161	.435
3. Eastern Kentucky	1	25	61	.410
4. Morehead State	2	42	106	.396
5. Tennessee Tech	1	15	41	.366
6. Tennessee State	1	19	56	.339
7. Jacksonville State	0	0	0	.000
UT Martin	0	0	0	.000
Eastern Illinois	0	0	0	.000
Southeast Missouri	0	0	0	.000

FIELD GOAL PCT DEFENSE	G	FGM	FGA	Pct.
UT Martin	0	0	0	.000
Southeast Missouri	0	0	0	.000
Eastern Illinois	0	0	0	.000
Jacksonville State	0	0	0	.000
5. Murray State	3	56	153	.366
6. Morehead State	2	34	87	.391
7. Tennessee Tech	1	25	56	.446
8. Austin Peay	1	29	55	.527
9. Tennessee State	1	32	56	.571
10. Eastern Kentucky	1	24	39	.615

3-POINT FG PCT	G	3FGM	3FGA	Pct.
1. Austin Peay	1	5	9	.556
2. Morehead State	2	15	37	.405
3. Murray State	3	20	53	.377
4. Tennessee State	1	8	22	.364
5. Eastern Kentucky	1	8	25	.320
6. Tennessee Tech	1	1	11	.091
7. Eastern Illinois	0	0	0	.000
Southeast Missouri	0	0	0	.000
UT Martin	0	0	0	.000
Jacksonville State	0	0	0	.000

3-POINT FG PCT DEFENSE	G	3FGM	3FGA	Pct.
Jacksonville State	0	0	0	.000
Eastern Illinois	0	0	0	.000
UT Martin	0	0	0	.000
Southeast Missouri	0	0	0	.000
5. Morehead State	2	7	30	.233
6. Austin Peay	1	6	19	.316
7. Murray State	3	14	41	.341
8. Eastern Kentucky	1	3	8	.375
9. Tennessee Tech	1	9	20	.450
10. Tennessee State	1	9	18	.500

REBOUNDING OFFENSE	G	Rebounds	Avg/G
1. Murray State	3	115	38.3
2. Morehead State	2	63	31.5
3. Tennessee State	1	27	27.0
4. Tennessee Tech	1	26	26.0
5. Austin Peay	1	23	23.0
6. Eastern Kentucky	1	18	18.0
7. UT Martin	0	0	0.0
Eastern Illinois	0	0	0.0
Jacksonville State	0	0	0.0
Southeast Missouri	0	0	0.0

REBOUNDING DEFENSE	G	Rebounds	Avg/G
Southeast Missouri	0	0	0.0
Jacksonville State	0	0	0.0
Eastern Illinois	0	0	0.0
UT Martin	0	0	0.0
5. Murray State	3	89	29.7
6. Morehead State	2	61	30.5
7. Tennessee Tech	1	33	33.0
Austin Peay	1	33	33.0
9. Eastern Kentucky	1	34	34.0
10. Tennessee State	1	37	37.0

**2009-10 Ohio Valley Conference
CONFERENCE BASKETBALL STATISTICS
Through games of Mar 16, 2010**

REBOUNDING MARGIN	G	Team	Avg.	Opp.	Avg. Margin
1. Murray State	3	115	38.3	89	29.7 +8.7
2. Morehead State	2	63	31.5	61	30.5 +1.0
3. Eastern Illinois	0	0	0.0	0	0.0 +0.0
UT Martin	0	0	0.0	0	0.0 +0.0
Jacksonville State	0	0	0.0	0	0.0 +0.0
Southeast Missouri	0	0	0.0	0	0.0 +0.0
7. Tennessee Tech	1	26	26.0	33	33.0 -7.0
8. Austin Peay	1	23	23.0	33	33.0 -10.0
Tennessee State	1	27	27.0	37	37.0 -10.0
10. Eastern Kentucky	1	18	18.0	34	34.0 -16.0

ASSISTS	G	No.	Avg/G
1. Murray State	3	50	16.7
2. Austin Peay	1	15	15.0
3. Eastern Kentucky	1	13	13.0
4. Morehead State	2	21	10.5
5. Tennessee Tech	1	9	9.0
6. Tennessee State	1	8	8.0
7. Southeast Missouri	0	0	0.0
Eastern Illinois	0	0	0.0
UT Martin	0	0	0.0
Jacksonville State	0	0	0.0

TURNOVER MARGIN	G	Team	Avg.	Opp.	Avg. Margin
1. Eastern Kentucky	1	5	5.0	16	16.0 +11.0
2. Murray State	3	45	15.0	53	17.7 +2.7
3. Morehead State	2	25	12.5	30	15.0 +2.5
4. Austin Peay	1	14	14.0	15	15.0 +1.0
5. Jacksonville State	0	0	0.0	0	0.0 +0.0
UT Martin	0	0	0.0	0	0.0 +0.0
Southeast Missouri	0	0	0.0	0	0.0 +0.0
Eastern Illinois	0	0	0.0	0	0.0 +0.0
9. Tennessee State	1	22	22.0	19	19.0 -3.0
10. Tennessee Tech	1	20	20.0	11	11.0 -9.0

OFFENSIVE REBOUNDS	G	No.	Avg/G
1. Murray State	3	46	15.3
2. Morehead State	2	27	13.5
3. Tennessee State	1	13	13.0
4. Tennessee Tech	1	10	10.0
5. Eastern Kentucky	1	8	8.0
6. Austin Peay	1	4	4.0
7. Southeast Missouri	0	0	0.0
UT Martin	0	0	0.0
Jacksonville State	0	0	0.0
Eastern Illinois	0	0	0.0

DEFENSIVE REB PCT.	G	D-Reb	Opp. OR	D-Reb%
1. Eastern Kentucky	1	10	5	.667
2. Murray State	3	69	36	.657
3. Austin Peay	1	19	12	.613
4. Morehead State	2	36	23	.610
5. Tennessee State	1	14	10	.583
6. Tennessee Tech	1	16	15	.516
7. Southeast Missouri	0	0	0	.000
UT Martin	0	0	0	.000
Jacksonville State	0	0	0	.000
Eastern Illinois	0	0	0	.000

BLOCKED SHOTS	G	No.	Avg/G
1. Murray State	3	16	5.3
2. Tennessee Tech	1	4	4.0
Tennessee State	1	4	4.0
4. Morehead State	2	7	3.5
5. Austin Peay	1	1	1.0
Eastern Kentucky	1	1	1.0
7. Jacksonville State	0	0	0.0
UT Martin	0	0	0.0
Eastern Illinois	0	0	0.0
Southeast Missouri	0	0	0.0

STEALS	G	No.	Avg/G
1. Morehead State	2	21	10.5
2. Eastern Kentucky	1	10	10.0
3. Tennessee State	1	8	8.0
Murray State	3	24	8.0
5. Austin Peay	1	5	5.0
6. Tennessee Tech	1	3	3.0
7. UT Martin	0	0	0.0
Jacksonville State	0	0	0.0
Southeast Missouri	0	0	0.0
Eastern Illinois	0	0	0.0

ASSIST/TURNOVER RATIO	G	Ast.	Avg.	T/O	Avg.	Ratio
1. Eastern Kentucky	1	13	13.0	5	5.0	2.6
2. Murray State	3	50	16.7	45	15.0	1.1
3. Austin Peay	1	15	15.0	14	14.0	1.1
4. Morehead State	2	21	10.5	25	12.5	0.8
5. Tennessee Tech	1	9	9.0	20	20.0	0.5
6. Tennessee State	1	8	8.0	22	22.0	0.4
7. Southeast Missouri	0	0	0.0	0	0.0	0.0
Eastern Illinois	0	0	0.0	0	0.0	0.0
UT Martin	0	0	0.0	0	0.0	0.0
Jacksonville State	0	0	0.0	0	0.0	0.0

DEFENSIVE REBOUNDS	G	No.	Avg/G
1. Murray State	3	69	23.0
2. Austin Peay	1	19	19.0
3. Morehead State	2	36	18.0
4. Tennessee Tech	1	16	16.0
5. Tennessee State	1	14	14.0
6. Eastern Kentucky	1	10	10.0
7. Eastern Illinois	0	0	0.0
Jacksonville State	0	0	0.0
UT Martin	0	0	0.0
Southeast Missouri	0	0	0.0

OFFENSIVE REB PCT.	G	O-Reb	Opp. DR	O-Reb%
1. Murray State	3	46	53	.465
2. Morehead State	2	27	38	.415
3. Tennessee Tech	1	10	18	.357
4. Tennessee State	1	13	27	.325
5. Eastern Kentucky	1	8	29	.216
6. Austin Peay	1	4	21	.160
7. Southeast Missouri	0	0	0	.000
Jacksonville State	0	0	0	.000
Eastern Illinois	0	0	0	.000
UT Martin	0	0	0	.000

**2009-10 Ohio Valley Conference
CONFERENCE BASKETBALL STATISTICS
Through games of Mar 16, 2010**

3-POINT FG MADE	G	No.	Avg/G
1. Eastern Kentucky	1	8	8.0
Tennessee State	1	8	8.0
3. Morehead State	2	15	7.5
4. Murray State	3	20	6.7
5. Austin Peay	1	5	5.0
6. Tennessee Tech	1	1	1.0
7. Southeast Missouri	0	0	0.0
Eastern Illinois	0	0	0.0
UT Martin	0	0	0.0
Jacksonville State	0	0	0.0

**2009-10 Ohio Valley Conference
CONFERENCE BASKETBALL STATISTICS
Through games of Mar 16, 2010**

Team	Conference	Pct.	PF	PA	Overall	Pct.	PF	PA	Current unbeaten streak
Murray State	0-0	.000	0.0	0.0	3-0	1.000	67.0	51.0	Murray State -- 3
Morehead State	0-0	.000	0.0	0.0	1-1	.500	63.5	54.5	
Austin Peay	0-0	.000	0.0	0.0	0-1	.000	65.0	68.0	
Eastern Kentucky	0-0	.000	0.0	0.0	0-1	.000	61.0	68.0	
Tennessee State	0-0	.000	0.0	0.0	0-1	.000	51.0	84.0	
Tennessee Tech	0-0	.000	0.0	0.0	0-1	.000	47.0	76.0	
Southeast Missouri	0-0	.000	0.0	0.0	0-0	.000	0.0	0.0	
Eastern Illinois	0-0	.000	0.0	0.0	0-0	.000	0.0	0.0	
UT Martin	0-0	.000	0.0	0.0	0-0	.000	0.0	0.0	
Jacksonville State	0-0	.000	0.0	0.0	0-0	.000	0.0	0.0	

TEAM SUMMARIES	G	PF-PA	Avg score	Margin	FG-FGA	Pct.	3FG-FGA	Pct.	FT-FTA	Pct.	RebF	RebA	Margin
Austin Peay	1	65-68	65.0-68.0	-3.0	22-41	.537	5-9	.556	16-26	.615	23	33	-10.0
Eastern Illinois	0	0-0	0.0-0.0	+0.0	0-0	.000	0-0	.000	0-0	.000	0	0	+0.0
Eastern Kentucky	1	61-68	61.0-68.0	-7.0	25-61	.410	8-25	.320	3-5	.600	18	34	-16.0
Jacksonville State	0	0-0	0.0-0.0	+0.0	0-0	.000	0-0	.000	0-0	.000	0	0	+0.0
Morehead State	2	127-109	63.5-54.5	+9.0	42-106	.396	15-37	.405	28-31	.903	63	61	+1.0
Murray State	3	201-153	67.0-51.0	+16.0	70-161	.435	20-53	.377	41-56	.732	115	89	+8.7
Southeast Missouri	0	0-0	0.0-0.0	+0.0	0-0	.000	0-0	.000	0-0	.000	0	0	+0.0
Tennessee State	1	51-84	51.0-84.0	-33.0	19-56	.339	8-22	.364	5-9	.556	27	37	-10.0
Tennessee Tech	1	47-76	47.0-76.0	-29.0	15-41	.366	1-11	.091	16-21	.762	26	33	-7.0
UT Martin	0	0-0	0.0-0.0	+0.0	0-0	.000	0-0	.000	0-0	.000	0	0	+0.0

ATTENDANCE	Home	Average	Away	Average	Neutral	Average	Total	Average
Austin Peay	1-3679	3679	0-0	0	0-0	0	1-3679	3679
Eastern Illinois	0-0	0	0-0	0	0-0	0	0-0	0
Eastern Kentucky	0-0	0	1-1174	1174	0-0	0	1-1174	1174
Jacksonville State	0-0	0	0-0	0	0-0	0	0-0	0
Morehead State	0-0	0	0-0	0	2-6409	3204	2-6409	3204
Murray State	1-3245	3245	0-0	0	2-6409	3204	3-9654	3218
Southeast Missouri	0-0	0	0-0	0	0-0	0	0-0	0
Tennessee State	0-0	0	1-3245	3245	0-0	0	1-3245	3245
Tennessee Tech	0-0	0	0-0	0	1-2879	2879	1-2879	2879
UT Martin	0-0	0	0-0	0	0-0	0	0-0	0
Totals	2-6924	3462	2-4419	2210	5-15697	3139	9-27040	3004

**2009-10 Ohio Valley Conference
INDIVIDUAL BASKETBALL STATISTICS
Through games of Mar 16, 2010**

To be ranked, a player must appear in at least 75.0% of their team's games.

SCORING								REBOUNDING								
	CI	G	FG	3FG	FT	Pts	Avg/G		CI	G	Off	Def	Total	Avg/G		
1.	CAMPBELL, Anthony-APSU	So	1	6	2	2	16	16.0	1.	FARIED, Kenneth-MOR	Jr	2	9	12	21	10.5
2.	HARPER, Demonte-MOR	Jr	2	9	5	7	30	15.0	2.	EASLEY, Tony-MUR	Sr	3	16	8	24	8.0
3.	STOMMES, Justin-EKU	Jr	1	5	4	0	14	14.0	3.	CHANNELS, Wes-APSU	Sr	1	2	5	7	7.0
4.	PERRIN, Spencer-EKU	Jr	1	6	0	1	13	13.0	4.	THOMAS, Danero-MUR	Sr	3	10	9	19	6.3
	CHANNELS, Wes-APSU	Sr	1	5	1	2	13	13.0	5.	COVINGTON, Robert-TSU	Fr	1	2	4	6	6.0
	OPPONG, Papa-EKU	Sr	1	5	3	0	13	13.0	6.	STALLWORTH, Maze-MOR	Sr	2	6	4	10	5.0
7.	STALLWORTH, Maze-MOR	Sr	2	8	4	4	24	12.0		FRALEY, John-APSU	So	1	1	4	5	5.0
8.	CANAAN, Isaiah-MUR	Fr	3	12	7	3	34	11.3		BAILEY, Zach-TTU	So	1	1	4	5	5.0
9.	EASLEY, Tony-MUR	Sr	3	11	0	11	33	11.0	9.	McCLAIN, Jeffery-MUR	Jr	3	6	6	12	4.0
	BUIE, Martell-TSU	Fr	1	4	3	0	11	11.0		SIMMONS, Les-MOR	Sr	2	2	6	8	4.0
	CRUTCHER, Jeremiah-TSU	Sr	1	4	3	0	11	11.0		DILLARD, Jud-TTU	Fr	1	2	2	4	4.0
12.	ASKA, Ivan-MUR	So	3	11	0	10	32	10.7		PETERS, Wil-TSU	So	1	1	3	4	4.0
13.	FARIED, Kenneth-MOR	Jr	2	9	0	2	20	10.0		FREDRICK, Tashan-TSU	Fr	1	2	2	4	4.0
	FRALEY, John-APSU	So	1	4	0	2	10	10.0		BARNES, Terrell-TTU	Fr	1	3	1	4	4.0
15.	JENKINS, B.J.-MUR	Jr	3	9	4	5	27	9.0		CAMPBELL, Anthony-APSU	So	1	0	4	4	4.0
	MILES, Isacc-MUR	Jr	3	9	5	4	27	9.0	16.	MILES, Isacc-MUR	Jr	3	3	7	10	3.3
	COVINGTON, Robert-TSU	Fr	1	4	0	1	9	9.0	17.	POOLE, Donte-MUR	So	3	4	5	9	3.0
	BAILEY, Zach-TTU	So	1	1	0	7	9	9.0		HILL, Terrance-MOR	So	2	2	4	6	3.0
	MUHAMMAD, Elijah-TTU	Sr	1	4	1	0	9	9.0		STOMMES, Justin-EKU	Jr	1	0	3	3	3.0
	DILLARD, Jud-TTU	Fr	1	4	0	1	9	9.0		MUHAMMAD, Elijah-TTU	Sr	1	1	2	3	3.0
	JONES, Alfred-TTU	Jr	1	3	0	3	9	9.0		TAYLOR, Josh-EKU	Sr	1	2	1	3	3.0
	TAYLOR, Josh-EKU	Sr	1	4	0	1	9	9.0		CRUZ, Willie-EKU	Fr	1	1	2	3	3.0
23.	THOMAS, Danero-MUR	Sr	3	10	4	2	26	8.7		OPPONG, Papa-EKU	Sr	1	2	1	3	3.0
24.	HILL, Terrance-MOR	So	2	5	3	4	17	8.5								
25.	PETERS, Wil-TSU	So	1	2	1	3	8	8.0								
	CALDWELL, Tyrone-APSU	So	1	2	1	3	8	8.0								
27.	SIMMONS, Les-MOR	Sr	2	2	0	8	12	6.0								
	ROBERSON, Duran-APSU	Jr	1	1	0	4	6	6.0								
	BLAKE, Justin-APSU	Fr	1	2	1	1	6	6.0								
	BROWN, Caleb-APSU	Jr	1	2	0	2	6	6.0								
FIELD GOAL PCT								ASSISTS								
	CI	G	FGM	FGA	Pct.				CI	G	No.	Avg/G				
1.	FRALEY, John-APSU	So	1	4	5	.800		1.	MILES, Isacc-MUR	Jr	3	19	6.3			
2.	DILLARD, Jud-TTU	Fr	1	4	6	.667		2.	BROWN, Caleb-APSU	Jr	1	5	5.0			
3.	EASLEY, Tony-MUR	Sr	3	11	18	.611		3.	THOMAS, Danero-MUR	Sr	3	14	4.7			
4.	CAMPBELL, Anthony-APSU	So	1	6	10	.600		4.	MUHAMMAD, Elijah-TTU	Sr	1	4	4.0			
	JONES, Alfred-TTU	Jr	1	3	5	.600		5.	MURPHY, Kevin-TTU	So	1	3	3.0			
6.	STALLWORTH, Maze-MOR	Sr	2	8	15	.533			CAMPBELL, Anthony-APSU	So	1	3	3.0			
7.	ASKA, Ivan-MUR	So	3	11	21	.524			PETERS, Wil-TSU	So	1	3	3.0			
8.	CANAAN, Isaiah-MUR	Fr	3	12	23	.522			STOMMES, Justin-EKU	Jr	1	3	3.0			
9.	HARPER, Demonte-MOR	Jr	2	9	18	.500			CRUTCHER, Jeremiah-TSU	Sr	1	3	3.0			
	PERRIN, Spencer-EKU	Jr	1	6	12	.500		10.	STALLWORTH, Maze-MOR	Sr	2	4	2.0			
	OPPONG, Papa-EKU	Sr	1	5	10	.500			HARPER, Demonte-MOR	Jr	2	4	2.0			
12.	FARIED, Kenneth-MOR	Jr	2	9	19	.474			TAYLOR, Josh-EKU	Sr	1	2	2.0			
13.	STOMMES, Justin-EKU	Jr	1	5	11	.455			ELLIS, Dayvon-EKU	Sr	1	2	2.0			
	CHANNELS, Wes-APSU	Sr	1	5	11	.455			CALDWELL, Tyrone-APSU	So	1	2	2.0			
15.	COVINGTON, Robert-TSU	Fr	1	4	9	.444			FRALEY, John-APSU	So	1	2	2.0			
	MUHAMMAD, Elijah-TTU	Sr	1	4	9	.444			JONES, Joshua-EKU	So	1	2	2.0			
	CRUTCHER, Jeremiah-TSU	Sr	1	4	9	.444			OPPONG, Papa-EKU	Sr	1	2	2.0			

**2009-10 Ohio Valley Conference
INDIVIDUAL BASKETBALL STATISTICS
Through games of Mar 16, 2010**

FREE THROW PCT					
	CI	G	FTM	FTA	Pct.
1. SIMMONS, Les-MOR	Sr	2	8	8	1.000
BAILEY, Zach-TTU	So	1	7	7	1.000
MURPHY, Kevin-TTU	So	1	4	4	1.000
HILL, Terrance-MOR	So	2	4	4	1.000
CALDWELL, Tyrone-APSU	So	1	3	3	1.000
6. HARPER, Demonte-MOR	Jr	2	7	8	.875
7. EASLEY, Tony-MUR	Sr	3	11	13	.846
8. STALLWORTH, Maze-MOR	Sr	2	4	5	.800
9. ASKA, Ivan-MUR	So	3	10	13	.769
10. JONES, Alfred-TTU	Jr	1	3	4	.750
11. ROBERSON, Duran-APSU	Jr	1	4	6	.667
FRALEY, John-APSU	So	1	2	3	.667
BROWN, Caleb-APSU	Jr	1	2	3	.667
14. PETERS, Wil-TSU	So	1	3	5	.600
15. CAMPBELL, Anthony-APSU	So	1	2	4	.500

STEALS				CI	G	No.	Avg/G
1. PETERS, Wil-TSU	So	1	4	4.0			
2. HARPER, Demonte-MOR	Jr	2	7	3.5			
3. ELLIS, Dayvon-EKU	Sr	1	3	3.0			
4. THOMAS, Danero-MUR	Sr	3	7	2.3			
5. OPPONG, Papa-EKU	Sr	1	2	2.0			
CHANNELS, Wes-APSU	Sr	1	2	2.0			
JONES, Joshua-EKU	So	1	2	2.0			
NOBLES, Jacquan-TSU	Fr	1	2	2.0			
9. MILES, Isacc-MUR	Jr	3	5	1.7			
10. HILL, Terrance-MOR	So	2	3	1.5			
SIMMONS, Les-MOR	Sr	2	3	1.5			
12. POOLE, Donte-MUR	So	3	4	1.3			
13. STALLWORTH, Maze-MOR	Sr	2	2	1.0			
FARIED, Kenneth-MOR	Jr	2	2	1.0			
GOODMAN, Sam-MOR	Jr	2	2	1.0			
TAYLOR, Josh-EKU	Sr	1	1	1.0			
CAMPBELL, Anthony-APSU	So	1	1	1.0			
STOMMES, Justin-EKU	Jr	1	1	1.0			
PERRIN, Spencer-EKU	Jr	1	1	1.0			
FRALEY, John-APSU	So	1	1	1.0			
CALDWELL, Tyrone-APSU	So	1	1	1.0			
MURPHY, Kevin-TTU	So	1	1	1.0			
COVINGTON, Robert-TSU	Fr	1	1	1.0			
DAVIS, Frank-TTU	Sr	1	1	1.0			
PICKENS, Byron-TTU	Jr	1	1	1.0			
BUIE, Martell-TSU	Fr	1	1	1.0			

3-POINT FG PCT					
	CI	G	3FG	FGA	Pct.
1. CALDWELL, Tyrone-APSU	So	1	1	1	1.000
DANIEL, Josh-EKU	Jr	1	1	1	1.000
3. STALLWORTH, Maze-MOR	Sr	2	4	7	.571
4. CANAAN, Isaiah-MUR	Fr	3	7	13	.538
5. HARPER, Demonte-MOR	Jr	2	5	10	.500
CRUTCHER, Jeremiah-TSU	Sr	1	3	6	.500
OPPONG, Papa-EKU	Sr	1	3	6	.500
BUIE, Martell-TSU	Fr	1	3	6	.500
CAMPBELL, Anthony-APSU	So	1	2	4	.500
MUHAMMAD, Elijah-TTU	Sr	1	1	2	.500
CHANNELS, Wes-APSU	Sr	1	1	2	.500
BLAKE, Justin-APSU	Fr	1	1	2	.500
PETERS, Wil-TSU	So	1	1	2	.500
14. HILL, Terrance-MOR	So	2	3	7	.429
15. MILES, Isacc-MUR	Jr	3	5	12	.417

3-POINT FG MADE				CI	G	3FG	Avg/G
1. STOMMES, Justin-EKU	Jr	1	4	4.0			
2. OPPONG, Papa-EKU	Sr	1	3	3.0			
BUIE, Martell-TSU	Fr	1	3	3.0			
CRUTCHER, Jeremiah-TSU	Sr	1	3	3.0			
5. HARPER, Demonte-MOR	Jr	2	5	2.5			
6. CANAAN, Isaiah-MUR	Fr	3	7	2.3			
7. STALLWORTH, Maze-MOR	Sr	2	4	2.0			
CAMPBELL, Anthony-APSU	So	1	2	2.0			
9. MILES, Isacc-MUR	Jr	3	5	1.7			
10. HILL, Terrance-MOR	So	2	3	1.5			
11. THOMAS, Danero-MUR	Sr	3	4	1.3			
JENKINS, B.J.-MUR	Jr	3	4	1.3			
13. MUHAMMAD, Elijah-TTU	Sr	1	1	1.0			
CHANNELS, Wes-APSU	Sr	1	1	1.0			
BLAKE, Justin-APSU	Fr	1	1	1.0			
PETERS, Wil-TSU	So	1	1	1.0			
NOBLES, Jacquan-TSU	Fr	1	1	1.0			
CALDWELL, Tyrone-APSU	So	1	1	1.0			
DANIEL, Josh-EKU	Jr	1	1	1.0			

BLOCKED SHOTS				
	CI	G	No.	Avg/G
1. COVINGTON, Robert-TSU	Fr	1	4	4.0
2. EASLEY, Tony-MUR	Sr	3	11	3.7
3. FARIED, Kenneth-MOR	Jr	2	5	2.5
4. JONES, Alfred-TTU	Jr	1	2	2.0
5. INAMETI, Bassey-TTU	So	1	1	1.0
OPPONG, Papa-EKU	Sr	1	1	1.0
BAILEY, Zach-TTU	So	1	1	1.0
WILLIAMS, Marcel-APSU	So	1	1	1.0
9. ASKA, Ivan-MUR	So	3	2	0.7
THOMAS, Danero-MUR	Sr	3	2	0.7
11. GOODMAN, Sam-MOR	Jr	2	1	0.5
STALLWORTH, Maze-MOR	Sr	2	1	0.5
13. JENKINS, B.J.-MUR	Jr	3	1	0.3

ASSIST/TURNOVER RATIO				
	CI	G	Ast.	T/O Ratio
1. BROWN, Caleb-APSU	Jr	1	5	1 5.0
2. STOMMES, Justin-EKU	Jr	1	3	1 3.0
3. THOMAS, Danero-MUR	Sr	3	14	5 2.8
4. MILES, Isacc-MUR	Jr	3	19	7 2.7
5. MURPHY, Kevin-TTU	So	1	3	2 1.5
CAMPBELL, Anthony-APSU	So	1	3	2 1.5
7. MUHAMMAD, Elijah-TTU	Sr	1	4	4 1.0
8. PETERS, Wil-TSU	So	1	3	5 0.6
9. CRUTCHER, Jeremiah-TSU	Sr	1	3	6 0.5

**2009-10 Ohio Valley Conference
INDIVIDUAL BASKETBALL STATISTICS
Through games of Mar 16, 2010**

OFFENSIVE REBOUNDS					CI	G	No.	Avg/G
1.	EASLEY, Tony-MUR	Sr	3	16	5.3			
2.	FARIED, Kenneth-MOR	Jr	2	9	4.5			
3.	THOMAS, Danero-MUR	Sr	3	10	3.3			
4.	STALLWORTH, Maze-MOR	Sr	2	6	3.0			
	BARNES, Terrell-TTU	Fr	1	3	3.0			
6.	McCLAIN, Jeffery-MUR	Jr	3	6	2.0			
	COVINGTON, Robert-TSU	Fr	1	2	2.0			
	FREDRICK, Tashan-TSU	Fr	1	2	2.0			
	CHANNELS, Wes-APSU	Sr	1	2	2.0			
	FUNDERBURKE, Lonnie-TSU	Sr	1	2	2.0			
	DILLARD, Jud-TTU	Fr	1	2	2.0			
	OPPONG, Papa-EKU	Sr	1	2	2.0			
	TAYLOR, Josh-EKU	Sr	1	2	2.0			
14.	POOLE, Donte-MUR	So	3	4	1.3			
15.	MILES, Isacc-MUR	Jr	3	3	1.0			
	HILL, Terrance-MOR	So	2	2	1.0			
	SIMMONS, Les-MOR	Sr	2	2	1.0			
	PETERSON, Steve-MOR	So	2	2	1.0			
	PETERS, Wil-TSU	So	1	1	1.0			
	PICKENS, Byron-TTU	Jr	1	1	1.0			
	CRUZ, Willie-EKU	Fr	1	1	1.0			
	DAVIS, Frank-TTU	Sr	1	1	1.0			
	ELLIS, Dayvon-EKU	Sr	1	1	1.0			
	CRUTCHER, Jeremiah-TSU	Sr	1	1	1.0			
	BAILEY, Zach-TTU	So	1	1	1.0			
	MUHAMMAD, Elijah-TTU	Sr	1	1	1.0			
	FRALEY, John-APSU	So	1	1	1.0			
	NOBLES, Jacquan-TSU	Fr	1	1	1.0			
	PERRIN, Spencer-EKU	Jr	1	1	1.0			

DEFENSIVE REBOUNDS					CI	G	No.	Avg/G
1.	FARIED, Kenneth-MOR	Jr	2	12	6.0			
2.	CHANNELS, Wes-APSU	Sr	1	5	5.0			
3.	FRALEY, John-APSU	So	1	4	4.0			
	BAILEY, Zach-TTU	So	1	4	4.0			
	COVINGTON, Robert-TSU	Fr	1	4	4.0			
	CAMPBELL, Anthony-APSU	So	1	4	4.0			
7.	THOMAS, Danero-MUR	Sr	3	9	3.0			
	SIMMONS, Les-MOR	Sr	2	6	3.0			
	STOMMES, Justin-EKU	Jr	1	3	3.0			
	PETERS, Wil-TSU	So	1	3	3.0			
11.	EASLEY, Tony-MUR	Sr	3	8	2.7			
12.	CANAAN, Isaiah-MUR	Fr	3	7	2.3			
	JENKINS, B.J.-MUR	Jr	3	7	2.3			
	MILES, Isacc-MUR	Jr	3	7	2.3			
15.	McCLAIN, Jeffery-MUR	Jr	3	6	2.0			
	ASKA, Ivan-MUR	So	3	6	2.0			
	HILL, Terrance-MOR	So	2	4	2.0			
	STALLWORTH, Maze-MOR	Sr	2	4	2.0			
	GOODMAN, Sam-MOR	Jr	2	4	2.0			
	MURPHY, Kevin-TTU	So	1	2	2.0			
	CRUZ, Willie-EKU	Fr	1	2	2.0			
	FREDRICK, Tashan-TSU	Fr	1	2	2.0			
	DILLARD, Jud-TTU	Fr	1	2	2.0			
	ROBERSON, Duran-APSU	Jr	1	2	2.0			
	MUHAMMAD, Elijah-TTU	Sr	1	2	2.0			
	BROWN, Caleb-APSU	Jr	1	2	2.0			

MINUTES PLAYED					CI	G	No.	Avg/G
1.	CHANNELS, Wes-APSU	Sr	1	38	38.0			
	CAMPBELL, Anthony-APSU	So	1	38	38.0			
3.	TAYLOR, Josh-EKU	Sr	1	37	37.0			
4.	STOMMES, Justin-EKU	Jr	1	35	35.0			
5.	COVINGTON, Robert-TSU	Fr	1	33	33.0			
	PETERS, Wil-TSU	So	1	33	33.0			
	MUHAMMAD, Elijah-TTU	Sr	1	33	33.0			
8.	PERRIN, Spencer-EKU	Jr	1	32	32.0			
	JONES, Joshua-EKU	So	1	32	32.0			
	FRALEY, John-APSU	So	1	32	32.0			

**2009-10 Ohio Valley Conference
Conference Team Highs
Through games of Mar 16, 2010**

TEAM HIGHS (highest totals made by)

Points	84	Murray State vs N.C. Central (11/22/09)
	84	Murray State at FIU (11/23/09)
Margin	23 (84-61)	Murray State vs N.C. Central (11/22/09)
	13 (84-71)	Murray State at FIU (11/23/09)
Field goals made	35	Murray State at FIU (11/23/09)
	28	Murray State vs N.C. Central (11/22/09)
Field goal attempts	60	Murray State at FIU (11/23/09)
	53	Murray State vs N.C. Central (11/22/09)
Field goal percentage	.583 (35-60)	Murray State at FIU (11/23/09)
	.528 (28-53)	Murray State vs N.C. Central (11/22/09)
3-Pt FG made	9	Murray State vs N.C. Central (11/22/09)
	7	Southeast Missouri at Northern Illinois (11/22/09)
3-Pt FG attempts	21	Murray State vs N.C. Central (11/22/09)
	16	Murray State at FIU (11/23/09)
3-Pt percentage	.538 (7-13)	Southeast Missouri at Northern Illinois (11/22/09)
	.429 (9-21)	Murray State vs N.C. Central (11/22/09)
Free throws made	19	Murray State vs N.C. Central (11/22/09)
	13	Southeast Missouri at Northern Illinois (11/22/09)
Free throw attempts	27	Murray State vs N.C. Central (11/22/09)
	21	Southeast Missouri at Northern Illinois (11/22/09)
Free throw percentage	.704 (19-27)	Murray State vs N.C. Central (11/22/09)
	.643 (9-14)	Murray State at FIU (11/23/09)
Rebounds	42	Southeast Missouri at Northern Illinois (11/22/09)
	42	Murray State at FIU (11/23/09)
Assists	18	Murray State vs N.C. Central (11/22/09)
	18	Murray State at FIU (11/23/09)
Steals	13	Murray State at FIU (11/23/09)
	10	Murray State vs N.C. Central (11/22/09)
Blocked shots	9	Murray State at FIU (11/23/09)
	5	Southeast Missouri at Northern Illinois (11/22/09)
Turnovers	17	Murray State at FIU (11/23/09)
	15	Southeast Missouri at Northern Illinois (11/22/09)
Fouls	29	Southeast Missouri at Northern Illinois (11/22/09)
	22	Murray State at FIU (11/23/09)

**2009-10 Ohio Valley Conference
Conference Individual Highs
Through games of Mar 16, 2010**

INDIVIDUAL PLAYER GAME HIGHS

Points	19	THOMPSON, Derek (Southeast Missouri) at Northern Illinois (11/22/09)
	16	JENKINS, B.J. (Murray State) vs N.C. Central (11/22/09)
	16	MILES, Isacc (Murray State) at FIU (11/23/09)
Field goals made	6	THOMPSON, Derek (Southeast Missouri) at Northern Illinois (11/22/09)
	6	ASKA, Ivan (Murray State) vs N.C. Central (11/22/09)
	6	JENKINS, B.J. (Murray State) vs N.C. Central (11/22/09)
	6	ASKA, Ivan (Murray State) at FIU (11/23/09)
Field goal attempts	15	THOMAS, Danero (Murray State) at FIU (11/23/09)
	12	ALLISON, Anthony (Southeast Missouri) at Northern Illinois (11/22/09)
	12	THOMPSON, Derek (Southeast Missouri) at Northern Illinois (11/22/09)
3-Pt FG made	4	THOMPSON, Derek (Southeast Missouri) at Northern Illinois (11/22/09)
	3	THOMAS, Danero (Murray State) vs N.C. Central (11/22/09)
	3	JENKINS, B.J. (Murray State) vs N.C. Central (11/22/09)
	3	MILES, Isacc (Murray State) at FIU (11/23/09)
3-Pt FG attempts	8	THOMAS, Danero (Murray State) vs N.C. Central (11/22/09)
	7	THOMPSON, Derek (Southeast Missouri) at Northern Illinois (11/22/09)
Free throws made	6	BUTLER, Cameron (Southeast Missouri) at Northern Illinois (11/22/09)
	6	CANAAN, Isaiah (Murray State) vs N.C. Central (11/22/09)
Free throw attempts	8	BUTLER, Cameron (Southeast Missouri) at Northern Illinois (11/22/09)
	6	CANAAN, Isaiah (Murray State) vs N.C. Central (11/22/09)
	6	ASKA, Ivan (Murray State) vs N.C. Central (11/22/09)
Rebounds	16	RUSSELL, LaMont (Southeast Missouri) at Northern Illinois (11/22/09)
	9	ASKA, Ivan (Murray State) at FIU (11/23/09)
Assists	7	MILES, Isacc (Murray State) at FIU (11/23/09)
	5	PEARSON, Sam (Southeast Missouri) at Northern Illinois (11/22/09)
	5	JENKINS, B.J. (Murray State) vs N.C. Central (11/22/09)
	5	MILES, Isacc (Murray State) vs N.C. Central (11/22/09)
	5	THOMAS, Danero (Murray State) at FIU (11/23/09)
Steals	5	THOMAS, Danero (Murray State) at FIU (11/23/09)
	4	THOMAS, Danero (Murray State) vs N.C. Central (11/22/09)
Blocked shots	3	WILSON, A.J. (Murray State) at FIU (11/23/09)
	3	THOMAS, Danero (Murray State) at FIU (11/23/09)
Turnovers	5	RUSSELL, LaMont (Southeast Missouri) at Northern Illinois (11/22/09)
	4	PEARSON, Sam (Southeast Missouri) at Northern Illinois (11/22/09)
	4	EASLEY, Tony (Murray State) at FIU (11/23/09)
	4	MILES, Isacc (Murray State) at FIU (11/23/09)